

COMPAL CONFIDENTIAL

MODEL NAME : **VAQ10**

PCB NO : **LA-9771P**

BOM P/N : **4319MF31L01(TPM HDMI LVDS)**
4319MF31L02(TPM HDMI QHD)
4319MF31L03(DTP HDMI LVDS)
4319MF31L04(DTP HDMI QHD)

GPIO MAP:

Diesel 15"

REV : 0.2 (X01)

2013.XX.XX

1@ : LVDS panel

2@ : eDP(QHD) panel

EMC@ : EMI/ESD/RF part

@ : Nopop Component

CONN@ : Connector Component

CXDP@,PXDP@ : Total debug Component (pop them until ST)

MB PCB

Part Number	Description
DAA00061000	PCB DMF LA-9771P REV0 MB

PROPRIETARY NOTE: THIS SHEET OF ENGINEERING DRAWING AND SPECIFICATIONS CONTAINS CONFIDENTIAL TRADE SECRET AND OTHER PROPRIETARY INFORMATION OF DELL INC. ("DELL") THIS DOCUMENT MAY NOT BE TRANSFERRED OR COPIED WITHOUT THE EXPRESS WRITTEN AUTHORIZATION OF DELL. IN ADDITION, NEITHER THIS SHEET NOR THE INFORMATION IT CONTAINS MAY BE USED BY OR DISCLOSED TO ANY THIRD PARTY WITHOUT DELL'S EXPRESS WRITTEN CONSENT.

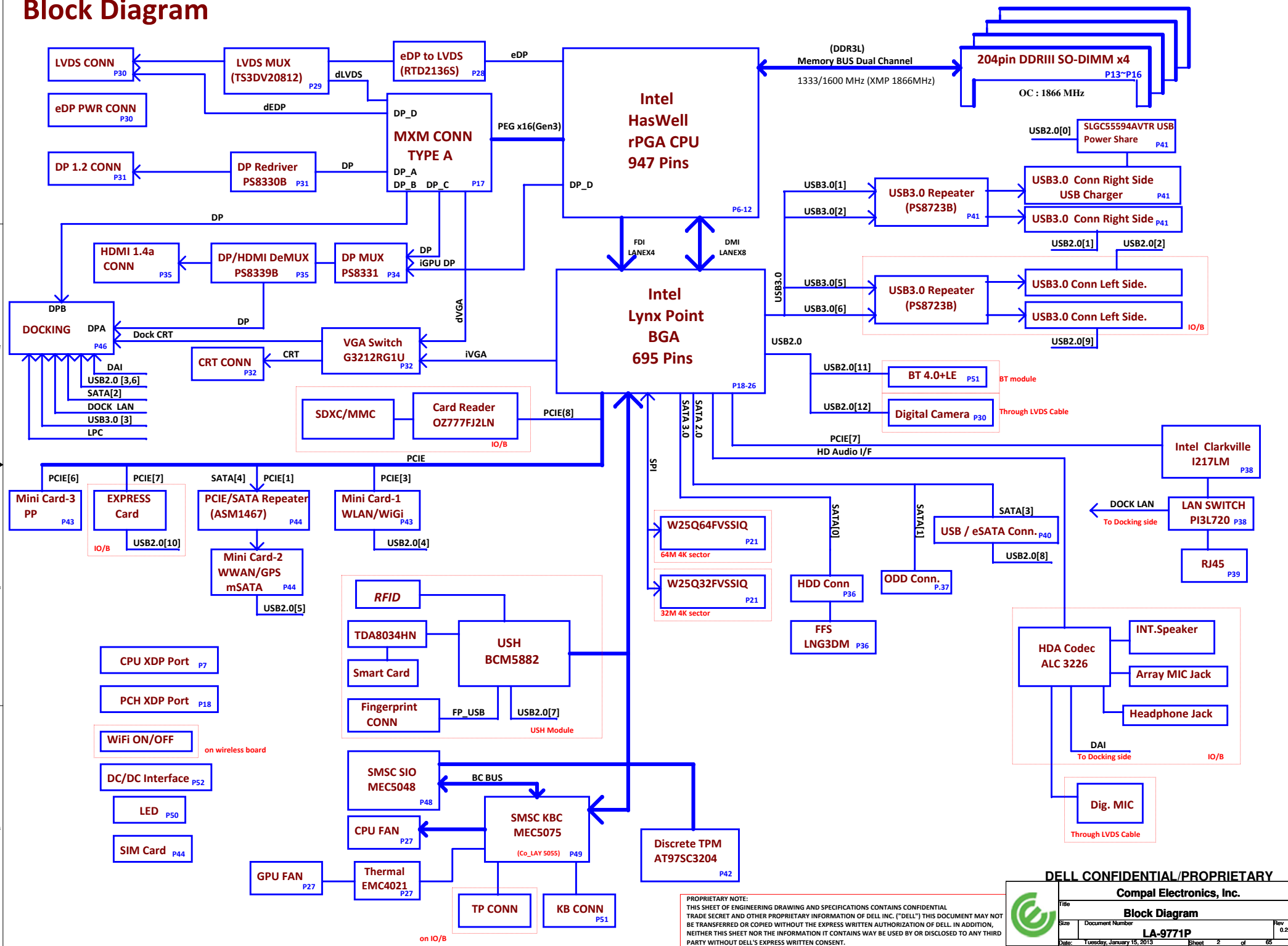


DELL CONFIDENTIAL/PROPRIETARY

Compal Electronics, Inc.

Cover Sheet			
Title	LA-9771P		
Size	Document Number	Rev	0.2
Date	Tuesday, January 15, 2013	Sheet	1 of 65

Block Diagram



POWER STATES

Signal State	SLP S3#	SLP S4#	SLP S5#	S4 STATE#	SLP M#	ALWAYS PLANE	M PLANE	SUS PLANE	RUN PLANE	CLOCKS
S0 (Full ON) / M0	HIGH	HIGH	HIGH	HIGH	HIGH	ON	ON	ON	ON	ON
S3 (Suspend to RAM) / M1	LOW	HIGH	HIGH	HIGH	HIGH	ON	ON	ON	OFF	OFF
S4 (Suspend to DISK) / M1	LOW	LOW	HIGH	LOW	HIGH	ON	ON	OFF	OFF	OFF
S5 (SOFT OFF) / M1	LOW	LOW	LOW	LOW	HIGH	ON	ON	OFF	OFF	OFF
S3 (Suspend to RAM) / M-OFF	LOW	HIGH	HIGH	HIGH	LOW	ON	OFF	ON	OFF	OFF
S4 (Suspend to DISK) / M-OFF	LOW	LOW	HIGH	LOW	LOW	ON	OFF	OFF	OFF	OFF
S5 (SOFT OFF) / M-OFF	LOW	LOW	LOW	LOW	LOW	ON	OFF	OFF	OFF	OFF

PM TABLE

power plane State	+5V_ALW +3.3V_ALW2 +3.3V_ALW_PCH +3.3V_RTC_LDO	+3.3V_SUS +1.35V_MEM	+5V_RUN +3.3V_RUN +1.5V_RUN +0.675V_DDR_VTT +VCC_CORE +1.05V_RUN	+3.3V_M +1.05V_M (M-OFF)	+3.3V_M +1.05V_M (M-OFF)
S0	ON	ON	ON	ON	ON
S3	ON	ON	OFF	ON	OFF
S5 S4/AC	ON	OFF	OFF	ON	OFF
S5 S4/AC don't exist	OFF	OFF	OFF	OFF	OFF

Stack up

Layer No.	Name	Er	Material	Thickness (Material SPEC.) Unit : mil	Thickness (Actuality) Unit : mil
			SolderMask	IT-158	0.50
			Add Plating		1.00
1	Top		Copper foil	0.5oz	0.65
2	GND1	3.7	Prepreg	1080	2.60
			Copper foil	1oz	1.35
3	Sig 1	3.7	Core	4mil	3.91
			Copper foil	1oz	1.35
		4.1	Prepreg	2116Mx2	8.26
4	GND/PWR		Copper foil	1oz	1.35
		3.7	Core	4mil	3.91
5	Sig 2		Copper foil	1oz	1.35
		3.8	Prepreg	1080Hx2	4.60
6	Sig 3		Copper foil	1oz	1.35
		3.7	Core	4mil	3.91
7	GND/PWR		Copper foil	1oz	1.35
		4.1	Prepreg	2116Mx2	8.26
8	Sig 4		Copper foil	1oz	1.35
		3.7	Core	4mil	3.91
9	GND 3		Copper foil	1oz	1.35
		3.7	Prepreg	1080	2.60
10	Bottom		Copper foil	0.5oz	0.65
			Add Plating		1.00
			SolderMask		0.50
Overall Thickness (1.45mm ± 10%)				57.09	57.26000
					1.454404

SATA	DESTINATION
SATA 0	HDD1
SATA 1	ODD
SATA 2	Dock
SATA 3	ESATA
SATA 4	mSATA
SATA 5	NA

PCH	USB PORT#	DESTINATION
	0	JUSB1 (Ext Right Side)
	1	JUSB2 (Ext Right Side)
	2	IO Board- JUSB1 (Ext Left Side)
	3	Docking USB3.0
	4	WLAN/WIGIG
	5	WWAN/GPS/LTE/UWB/mSATA
	6	Docking USB 2.0
	7	USH
	8	ESATA
	9	IO Board- JUSB2 (Ext Left Side)
	10	Express Card
	11	NA
USH	12	Camera
	13	NA
USH	0	BIO
	1	NA

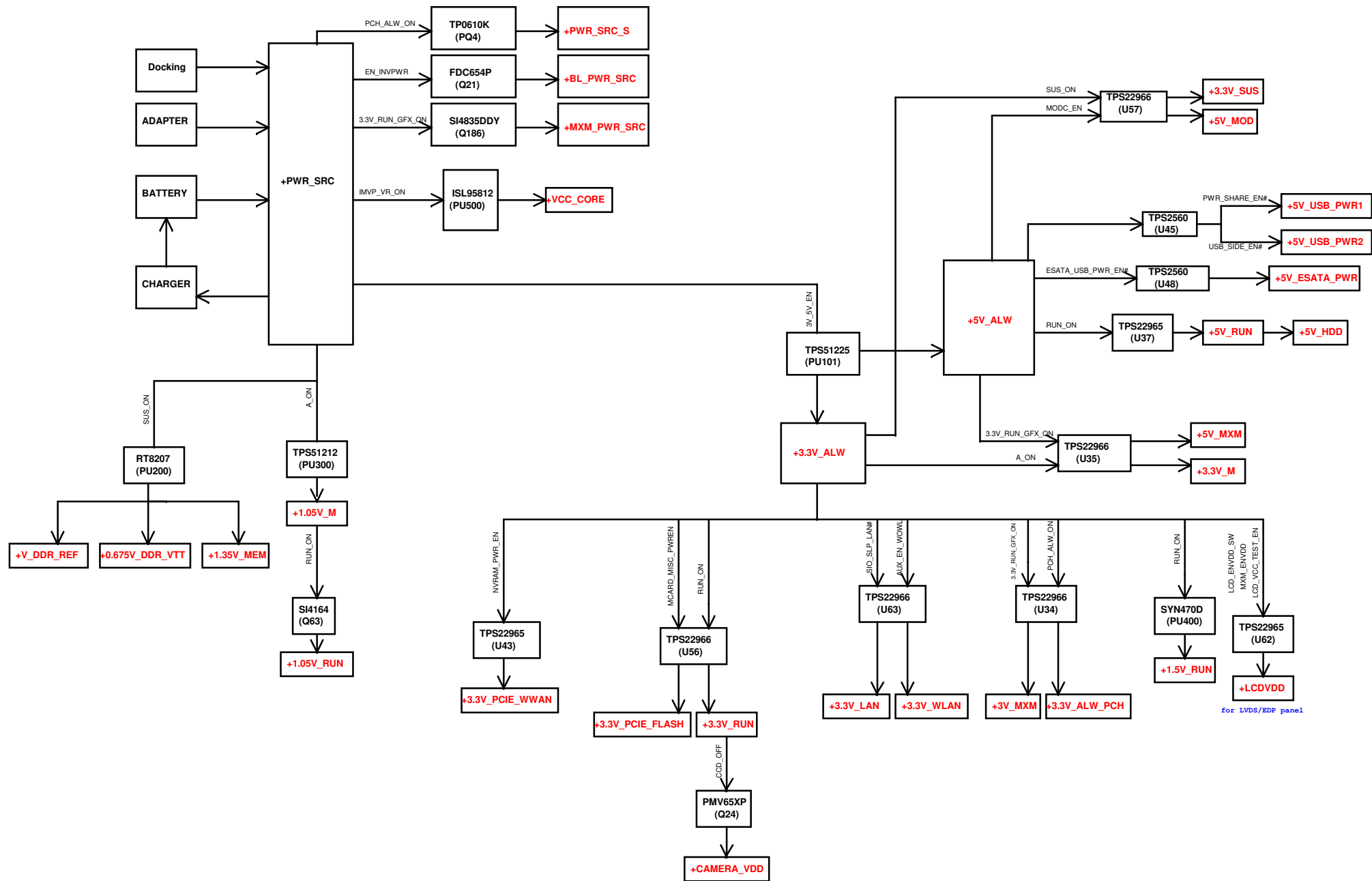
PCI EXPRESS	DESTINATION
Lane 1	mSATA/WWAN
Lane 2	10/100/1G LOM
Lane 3	MINI CARD-2 (WLAN)
Lane 4	NA
Lane 5	NA
Lane 6	NA
Lane 7	EXPRESS CARD
Lane 8	MMI(Card reader)

DELL CONFIDENTIAL/PROPRIETARY

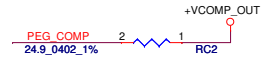


Compal Electronics, Inc.		
Index and Config.		
Title	Document Number	Rev
	LA-9771P	0.2
Date: Tuesday, January 15, 2013	Sheet 3	of 65

PROPRIETARY NOTE: THIS SHEET OF ENGINEERING DRAWING AND SPECIFICATIONS CONTAINS CONFIDENTIAL TRADE SECRET AND OTHER PROPRIETARY INFORMATION OF DELL INC. ("DELL") THIS DOCUMENT MAY NOT BE TRANSFERRED OR COPIED WITHOUT THE EXPRESS WRITTEN AUTHORIZATION OF DELL. IN ADDITION, NEITHER THIS SHEET NOR THE INFORMATION IT CONTAINS MAY BE USED BY OR DISCLOSED TO ANY THIRD PARTY WITHOUT DELL'S EXPRESS WRITTEN CONSENT.

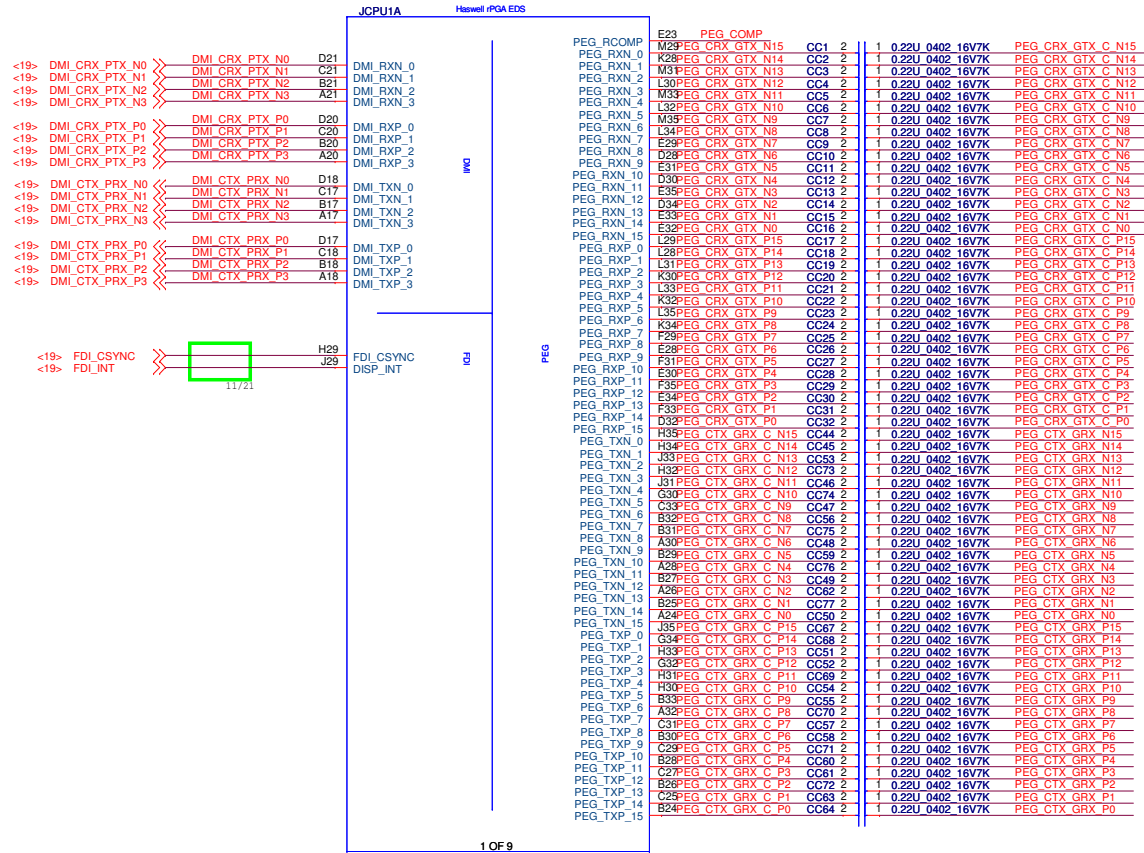


PROPRIETARY NOTE: THIS SHEET OF ENGINEERING DRAWING AND SPECIFICATIONS CONTAINS CONFIDENTIAL TRADE SECRET AND OTHER PROPRIETARY INFORMATION OF DELL INC. ("DELL"). THIS DOCUMENT MAY NOT BE TRANSFERRED OR COPIED WITHOUT THE EXPRESS WRITTEN AUTHORIZATION OF DELL. IN ADDITION, NEITHER THIS SHEET NOR THE INFORMATION IT CONTAINS MAY BE USED BY OR DISCLOSED TO ANY THIRD PARTY WITHOUT DELL'S EXPRESS WRITTEN CONSENT.



CAD Note:
Trace width=12 mils ,Spacing=15mil
Max length= 400 mils.

PEG_CRX_GTX_C_P[0..15] <<PEG_CRX_GTX_C_P[0..15] <17>
PEG_CRX_GTX_C_N[0..15] <<PEG_CRX_GTX_C_N[0..15] <17>
PEG_CTX_GRX_P[0..15] >>PEG_CTX_GRX_P[0..15] <17>
PEG_CTX_GRX_N[0..15] >>PEG_CTX_GRX_N[0..15] <17>



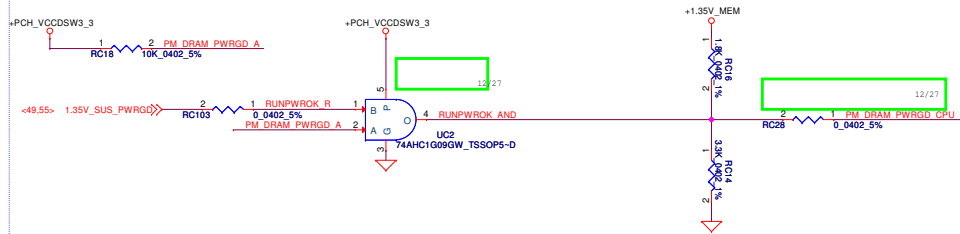
CONN@
CPU socket Reverse type.

DELL CONFIDENTIAL/PROPRIETARY

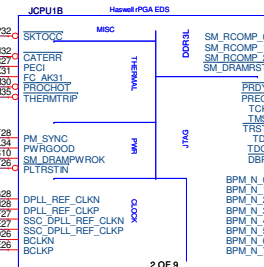
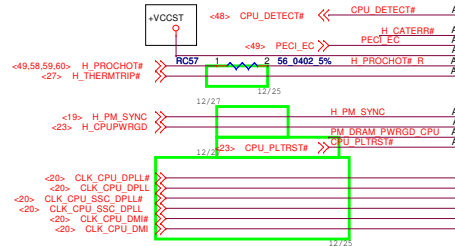
Title		Haswell (1/7)	
Size		Document Number	
Date		Tuesday, January 15, 2013	
Sheet		6 of 65	
Rev		0.2	
LA-9771P			

PROPRIETARY NOTE: THIS SHEET OF ENGINEERING DRAWING AND SPECIFICATIONS CONTAINS CONFIDENTIAL TRADE SECRET AND OTHER PROPRIETARY INFORMATION OF DELL INC. ("DELL"). THIS DOCUMENT MAY NOT BE TRANSFERRED OR COPIED WITHOUT THE EXPRESS WRITTEN AUTHORIZATION OF DELL. IN ADDITION, NEITHER THIS SHEET NOR THE INFORMATION IT CONTAINS MAY BE USED BY OR DISCLOSED TO ANY THIRD PARTY WITHOUT DELL'S EXPRESS WRITTEN CONSENT.

SM_DRAMPWROK with DDR Power Gating Topology



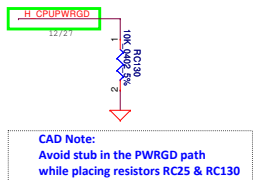
Refer CRB 1.1



For ESD concern, please put near CPU

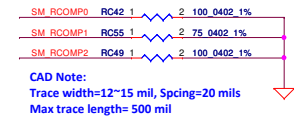
CONNG
CPU socket Reverse type.

Buffered reset to CPU

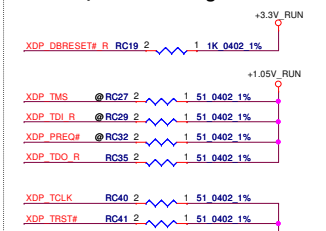


CAD Note:
Avoid stub in the PWRGD path
while placing resistors RC25 & RC130

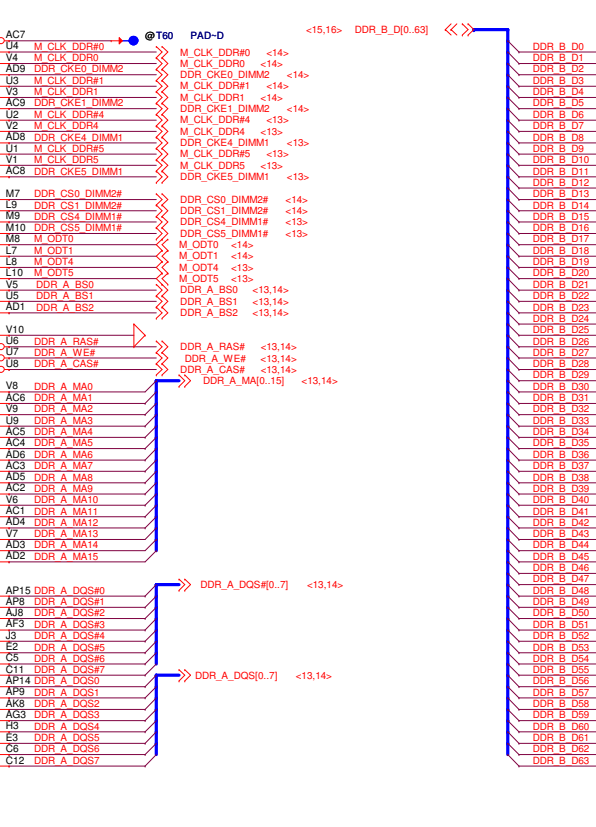
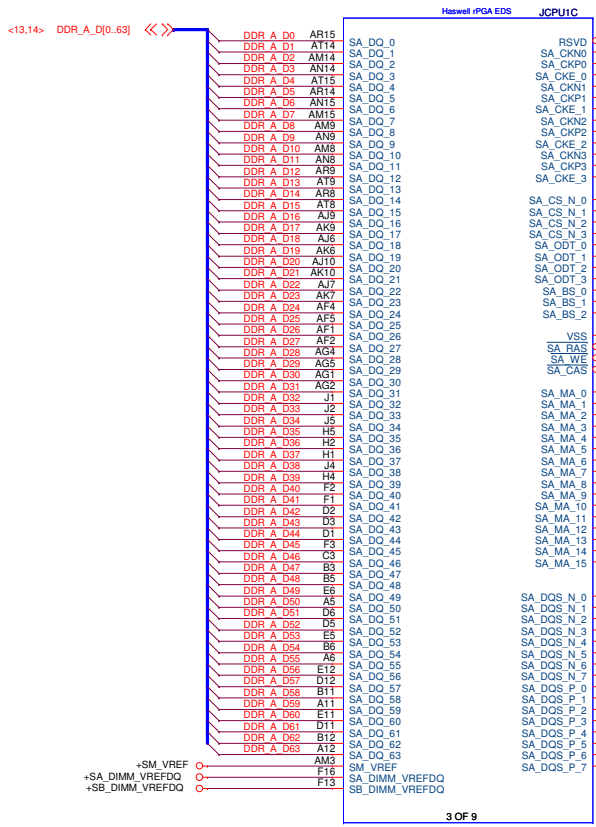
DDR3 COMPENSATION SIGNALS



PU/PD for JTAG signals



PROPRIETARY NOTE: THIS SHEET OF ENGINEERING DRAWING AND SPECIFICATIONS CONTAINS CONFIDENTIAL TRADE SECRET AND OTHER PROPRIETARY INFORMATION OF DELL INC. ("DELL"). THIS DOCUMENT MAY NOT BE TRANSFERRED OR COPIED WITHOUT THE EXPRESS WRITTEN AUTHORIZATION OF DELL. IN ADDITION, NEITHER THIS SHEET NOR THE INFORMATION IT CONTAINS MAY BE USED BY OR DISCLOSED TO ANY THIRD PARTY WITHOUT DELL'S EXPRESS WRITTEN CONSENT.



DELL CONFIDENTIAL/PROPRIETARY

Compal Electronics, Inc.

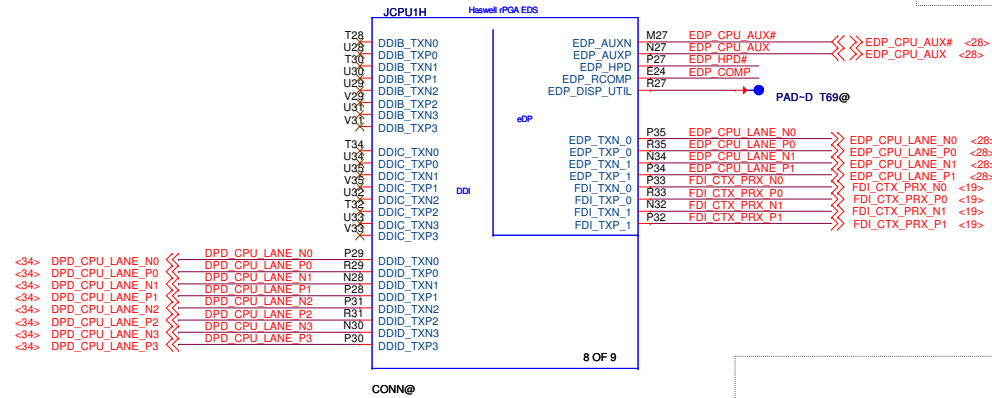
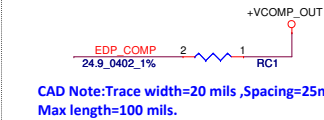
Haswell (3/7)

LA-9771P

Date: Tuesday, January 15, 2013 Sheet 8 of 65

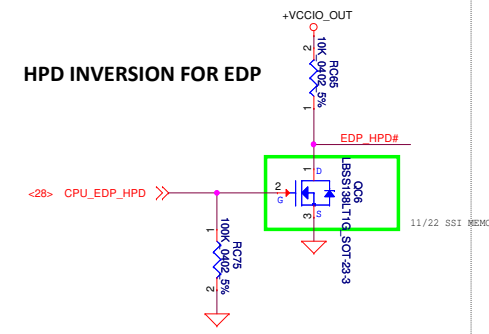
PROPRIETARY NOTE: THIS SHEET OF ENGINEERING DRAWING AND SPECIFICATIONS CONTAINS CONFIDENTIAL TRADE SECRET AND OTHER PROPRIETARY INFORMATION OF DELL INC. ("DELL"). THIS DOCUMENT MAY NOT BE TRANSFERRED OR COPIED WITHOUT THE EXPRESS WRITTEN AUTHORIZATION OF DELL. IN ADDITION, NEITHER THIS SHEET NOR THE INFORMATION IT CONTAINS MAY BE USED BY OR DISCLOSED TO ANY THIRD PARTY WITHOUT DELL'S EXPRESS WRITTEN CONSENT.

COMPENSATION PU FOR eDP



CPU socket Reverse type.

HPD INVERSION FOR EDP



DELL CONFIDENTIAL/PROPRIETARY

Compal Electronics, Inc.

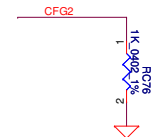
Haswell (4/7)

LA-9771P

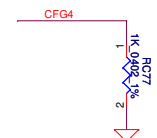
Computer Electronics, Inc.			
Title Haswell (4/7)			
Size	Document Number LA-9771P		Rev 0.2
Date: Tuesday, January 15, 2013	Sheet	9 of	65

PROPRIETARY NOTE: THIS SHEET OF ENGINEERING DRAWING AND SPECIFICATIONS CONTAINS CONFIDENTIAL TRADE SECRET AND OTHER PROPRIETARY INFORMATION OF DELL INC. ("DELL"). THIS DOCUMENT MAY NOT BE TRANSFERRED OR COPIED WITHOUT THE EXPRESS WRITTEN AUTHORIZATION OF DELL. IN ADDITION, NEITHER THIS SHEET NOR THE INFORMATION IT CONTAINS MAY BE USED BY OR DISCLOSED TO ANY THIRD PARTY WITHOUT DELL'S EXPRESS WRITTEN CONSENT.

CFG STRAPS for CPU



PEG Static Lane Reversal - CFG2 is for the 16x	
CFG2	1:(Default) Normal Operation; Lane # definition matches socket pin map definition 0:Lane Reversed



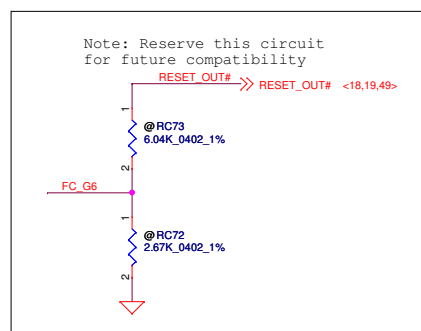
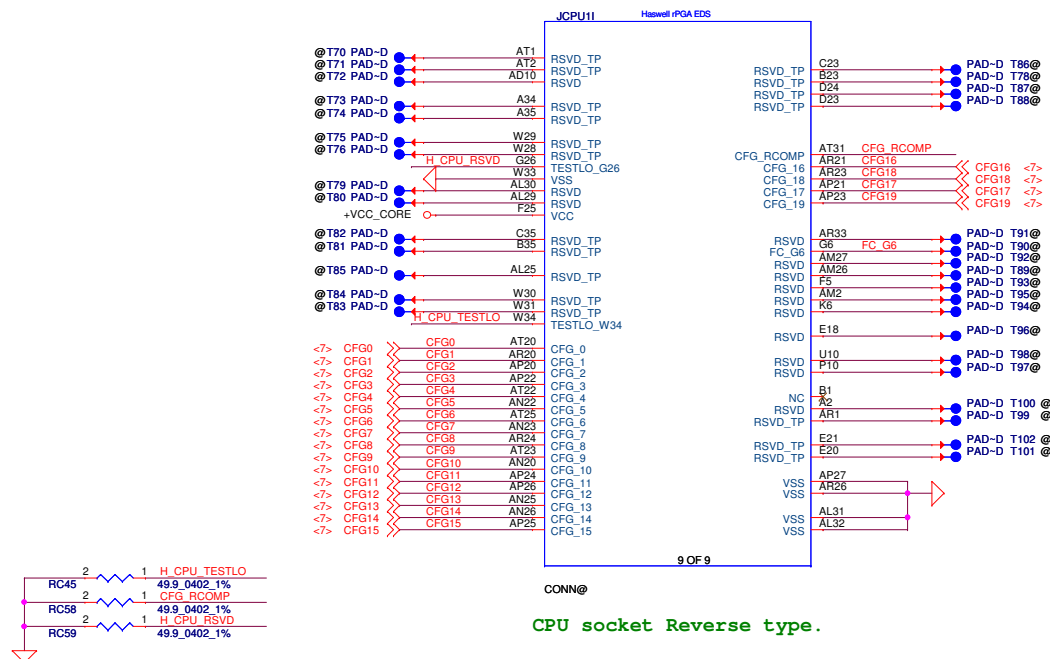
Display Port Presence Strap	
CFG4	<p>1 : Disabled; No Physical Display Port attached to Embedded Display Port</p> <p>0 : Enabled; An external Display Port device is connected to the Embedded Display Port</p>



PCIE Port Bifurcation Straps(PEG)	
CFG[6:5]	<p>11: (Default) x16 - Device 1 functions 1 and 2 disabled</p> <p>10: x8, x8 - Device 1 function 1 enabled ; function 2 disabled</p> <p>01: Reserved - (Device 1 function 1 disabled ; function 2 enabled)</p> <p>00: x8,x4,x4 - Device 1 functions 1 and 2 enabled</p>



PEG DEFER TRAINING	
CFG7	<p>1: (Default) PEG Train immediately following xRESETB de assertion</p> <p>0: PEG Wait for BIOS for training</p>



PROPRIETARY NOTE: THIS SHEET OF ENGINEERING DRAWING AND SPECIFICATIONS CONTAINS CONFIDENTIAL TRADE SECRET AND OTHER PROPRIETARY INFORMATION OF DELL INC. ("DELL") THIS DOCUMENT MAY NOT BE TRANSFERRED OR COPIED WITHOUT THE EXPRESS WRITTEN AUTHORIZATION OF DELL. IN ADDITION, NEITHER THIS SHEET NOR THE INFORMATION IT CONTAINS MAY BE USED BY OR DISCLOSED TO ANY THIRD PARTY WITHOUT DELL'S EXPRESS WRITTEN CONSENT.



DELL CONFIDENTIAL/PROPRIETARY

Compal Electronics, Inc.

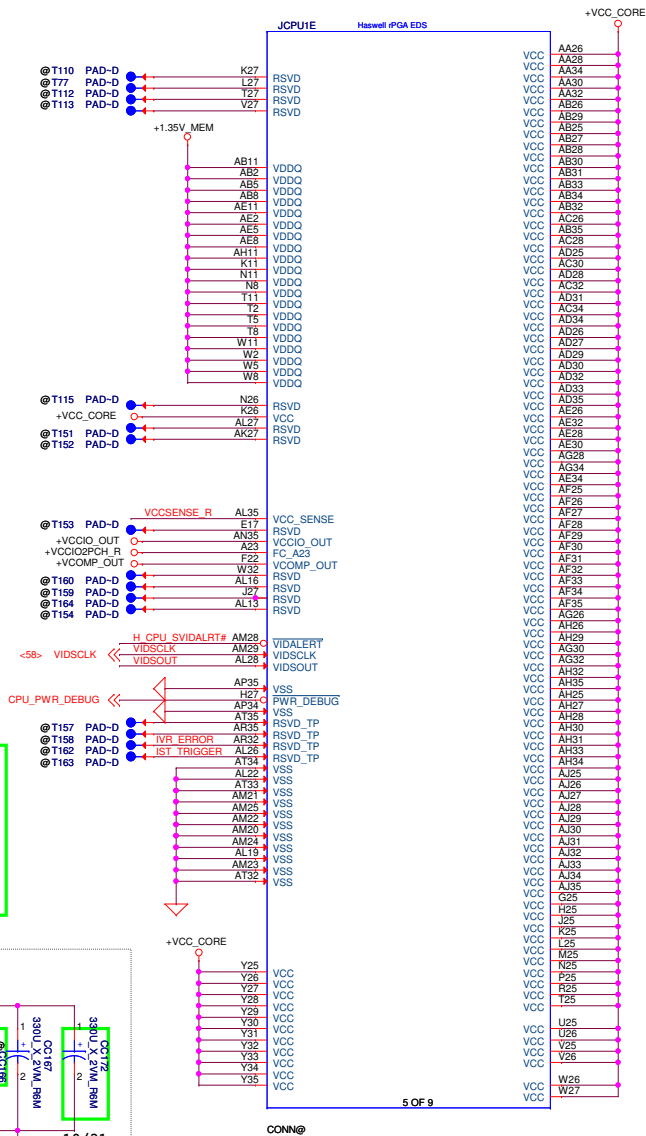
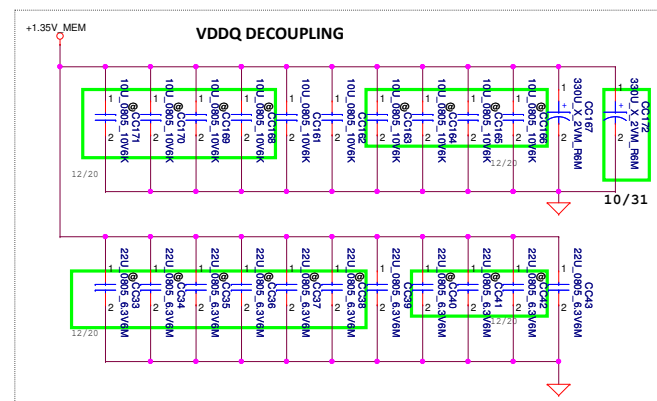
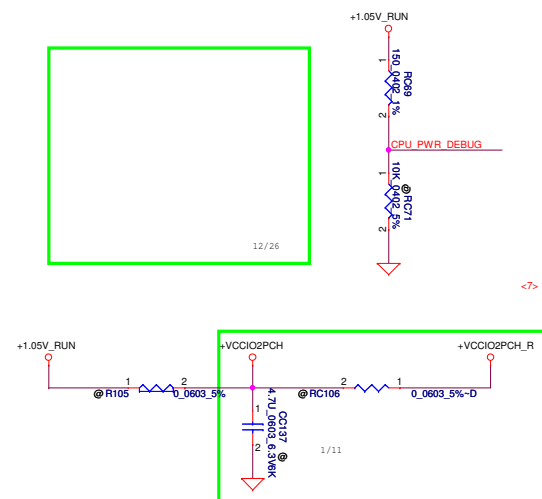
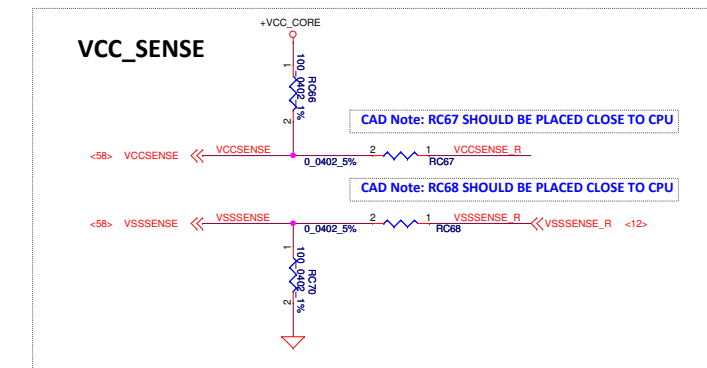
Haswell (5/7)

LA-9771P

Rev	0.2
-----	-----

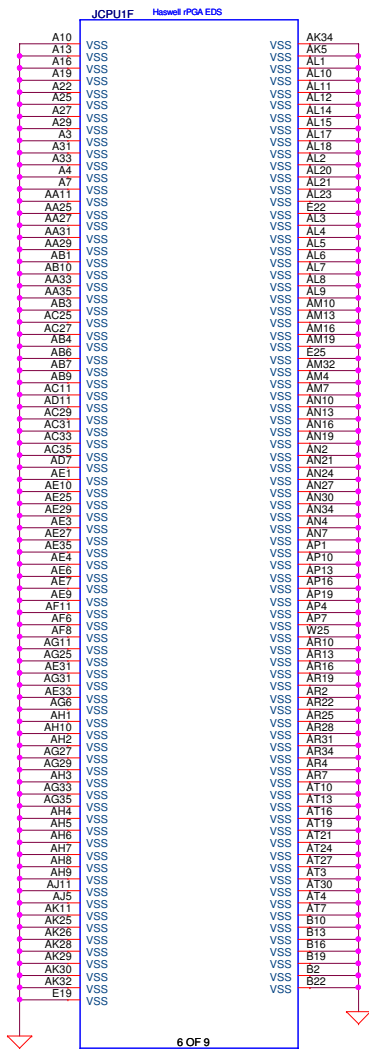
Date: Tuesday, January 15, 2013

Sheet 10 of 65




Date: Tuesday, January 15, 2013 Sheet 11 of 65

PROPRIETARY NOTE: THIS SHEET OF ENGINEERING DRAWING AND SPECIFICATIONS CONTAINS CONFIDENTIAL TRADE SECRET AND OTHER PROPRIETARY INFORMATION OF DELL INC. ("DELL") THIS DOCUMENT MAY NOT BE TRANSFERRED OR COPIED WITHOUT THE EXPRESS WRITTEN AUTHORIZATION OF DELL. IN ADDITION, NEITHER THIS SHEET NOR THE INFORMATION IT CONTAINS MAY BE USED BY OR DISCLOSED TO ANY THIRD PARTY WITHOUT DELL'S EXPRESS WRITTEN CONSENT.



CONN@
CPU socket Reverse type.



CONN@
CPU socket Reverse type.

PROPRIETARY NOTE:
THIS SHEET OF ENGINEERING DRAWING AND SPECIFICATIONS CONTAINS CONFIDENTIAL
TRADE SECRET AND OTHER PROPRIETARY INFORMATION OF DELL INC. ("DELL") THIS DOCUMENT MAY NOT
BE TRANSFERRED OR COPIED WITHOUT THE EXPRESS WRITTEN AUTHORIZATION OF DELL. IN ADDITION,
NEITHER THIS SHEET NOR THE INFORMATION IT CONTAINS MAY BE USED BY OR DISCLOSED TO ANY THIRD
PARTY WITHOUT DELL'S EXPRESS WRITTEN CONSENT.

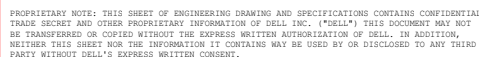
DELL CONFIDENTIAL/PROPRIETARY

Compal Electronics, Inc.

Haswell (7/7)

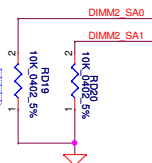
LA-9771P

Date: Tuesday, January 15, 2013 Sheet 12 of 65



DIMM Select

SA0	SA1	
1	0	DIMM1
0	0	DIMM2
1	1	DIMM3
0	1	DIMM4



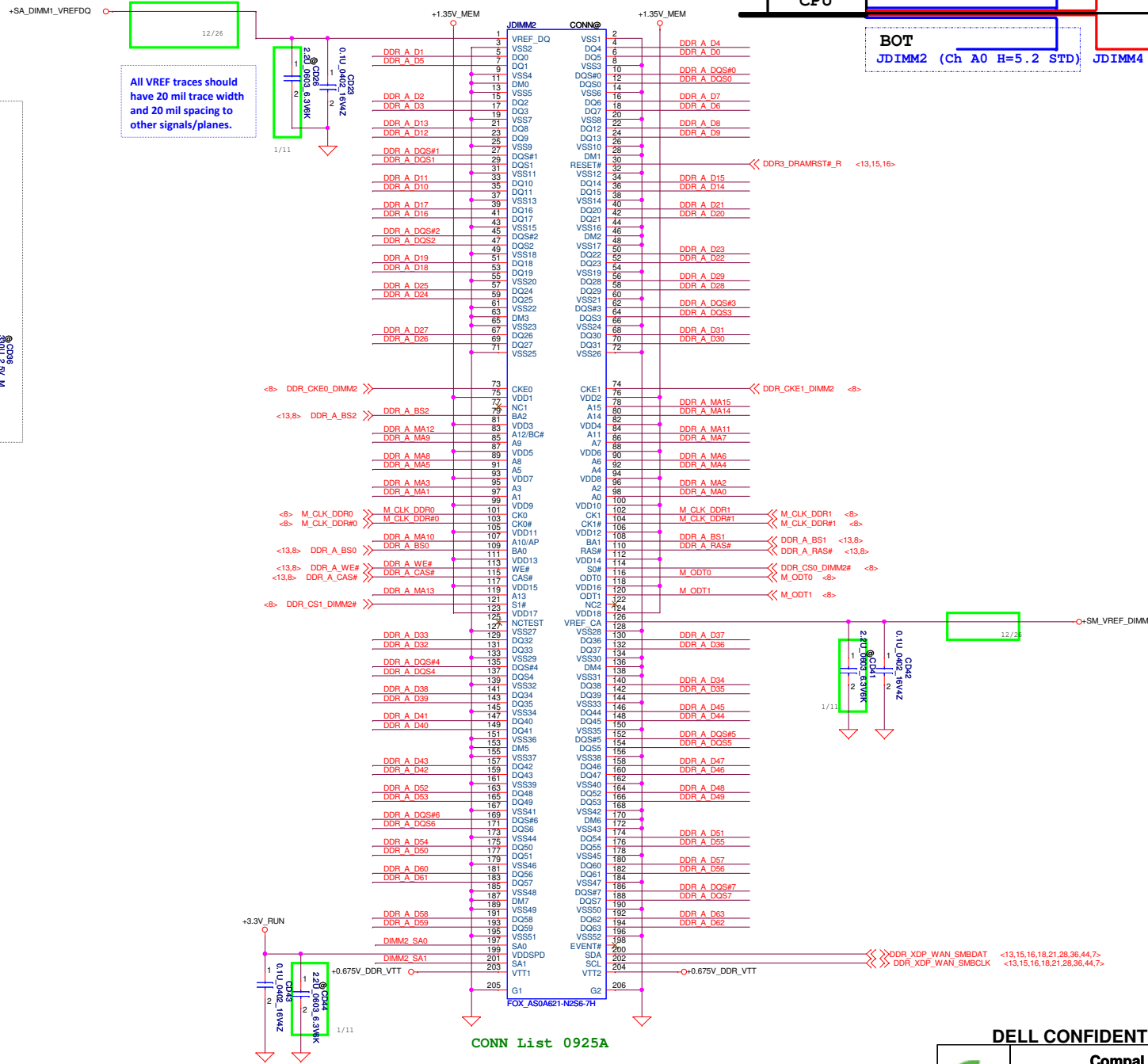
JDIMM2 STD Type H=5.2

JDIMM3 (Ch B1 H=9.2 REV)

JDIMM1 (Ch A1 H=5.2 REV)

BOT
JDIMM2 (Ch A0 H=5.2 STD)

JDIMM4 (Ch B0 H=5.2 REV)



CONN List 0925A

DELL CONFIDENTIAL/PROPRIETARY

Compal Electronics, Inc.

DDRIII-SODIMM SLOT2

Rev

Date: Tuesday, January 15, 2013 Sheet 14 of 68

<16,8> DDR_B_DQS[0..7] <<>
 <16,8> DDR_B_D[0..63] <<>
 <16,8> DDR_B_DQS[0..7] <<>
 <16,8> DDR_B_MA[0..15] <<>

JDIMM3 REV Type H=9.2

JDIMM3 (Ch B1 H=9.2 REV)

JDIMM1 (Ch A1 H=5.2 REV)

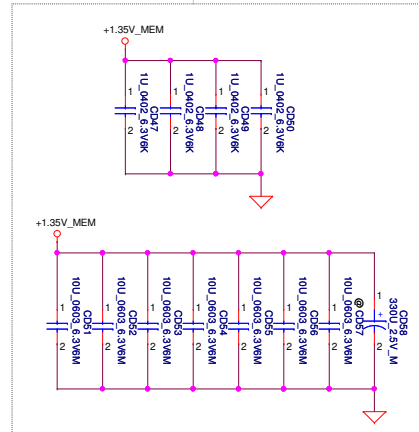
BOT

JDIMM2 (Ch A0 H=5.2 STD) JDIMM4 (Ch B0 H=5.2 REV)

Layout Note:

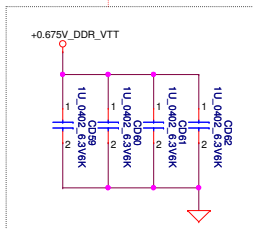
Place near JDIMM3

All VREF traces should have 20 mil trace width and 20 mil spacing to other signals/planes.



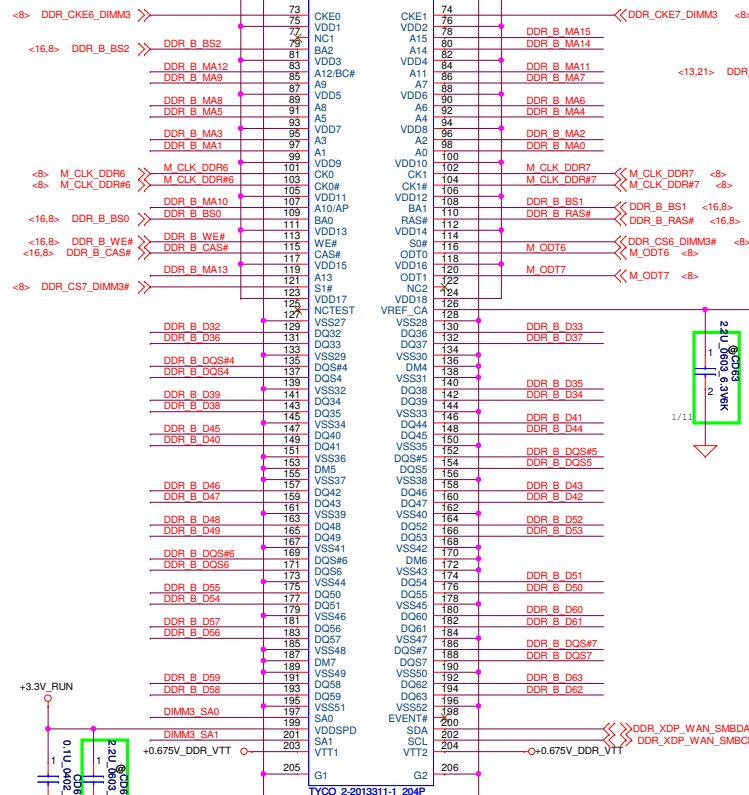
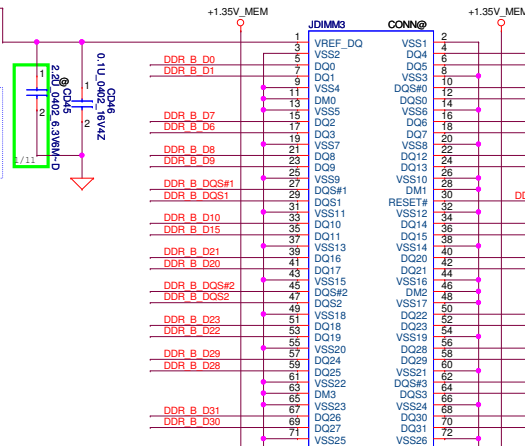
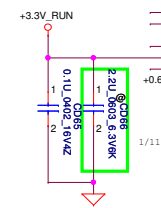
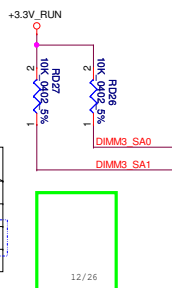
Layout Note:

Place near JDIMM3.Pin 203,204



DIMM Select

SA0	SA1	
1	0	DIMM1
0	0	DIMM2
1	1	DIMM3
0	1	DIMM4



CONN List 0925A-Need update.

PROPRIETARY NOTE: THIS SHEET OF ENGINEERING DRAWING AND SPECIFICATIONS CONTAINS CONFIDENTIAL TRADE SECRET AND OTHER PROPRIETARY INFORMATION OF DELL INC. ("DELL"). THIS DOCUMENT MAY NOT BE TRANSFERRED OR COPIED WITHOUT THE EXPRESS WRITTEN AUTHORIZATION OF DELL. IN ADDITION, NEITHER THIS SHEET NOR THE INFORMATION IT CONTAINS MAY BE USED BY OR DISCLOSED TO ANY THIRD PARTY WITHOUT DELL'S EXPRESS WRITTEN CONSENT.

DELL CONFIDENTIAL/PROPRIETARY

Compal Electronics, Inc.

DDRIII-SODIMM SLOT3

LA-9771P

Date: Tuesday, January 15, 2013 Sheet 15 of 65

JDIMM4 REV Type H=5.2

CONN List 0925A

PROPRIETARY NOTE: THIS SHEET OF ENGINEERING DRAWING AND SPECIFICATIONS CONTAINS CONFIDENTIAL TRADE SECRET AND OTHER PROPRIETARY INFORMATION OF DELL INC. ("DELL"). THIS DOCUMENT MAY NOT BE TRANSFERRED OR COPIED WITHOUT THE EXPRESS WRITTEN AUTHORIZATION OF DELL. IN ADDITION, NEITHER THIS SHEET NOR THE INFORMATION IT CONTAINS MAY BE USED BY OR DISCLOSED TO ANY THIRD PARTY WITHOUT DELL'S EXPRESS WRITTEN CONSENT.

DELL CONFIDENTIAL/PROPRIETARY

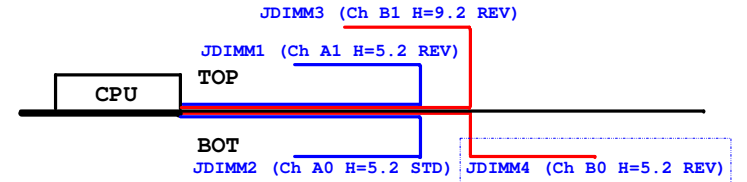
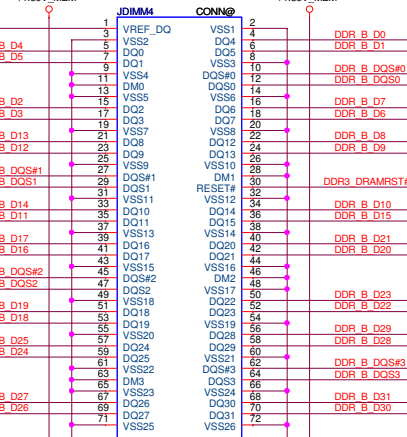
Compal Electronics, Inc.

DDRIII-SODIMM SLOT4

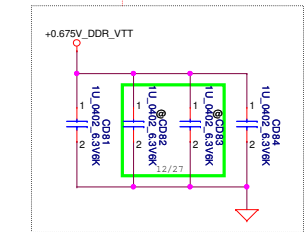
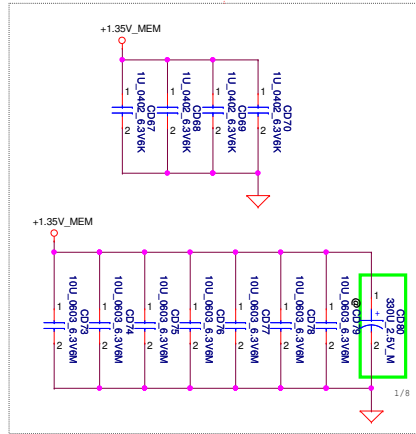
LA-9771P

Rev 0.2

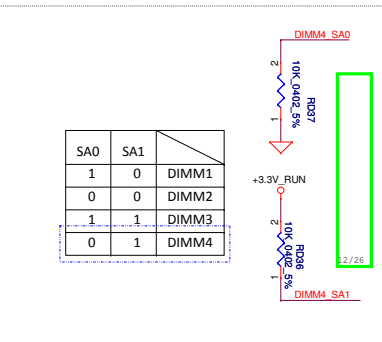
Date: Tuesday, January 15, 2013 Sheet 16 of 65

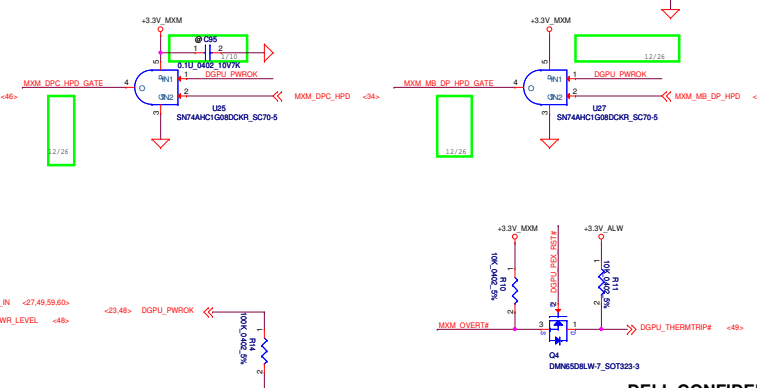
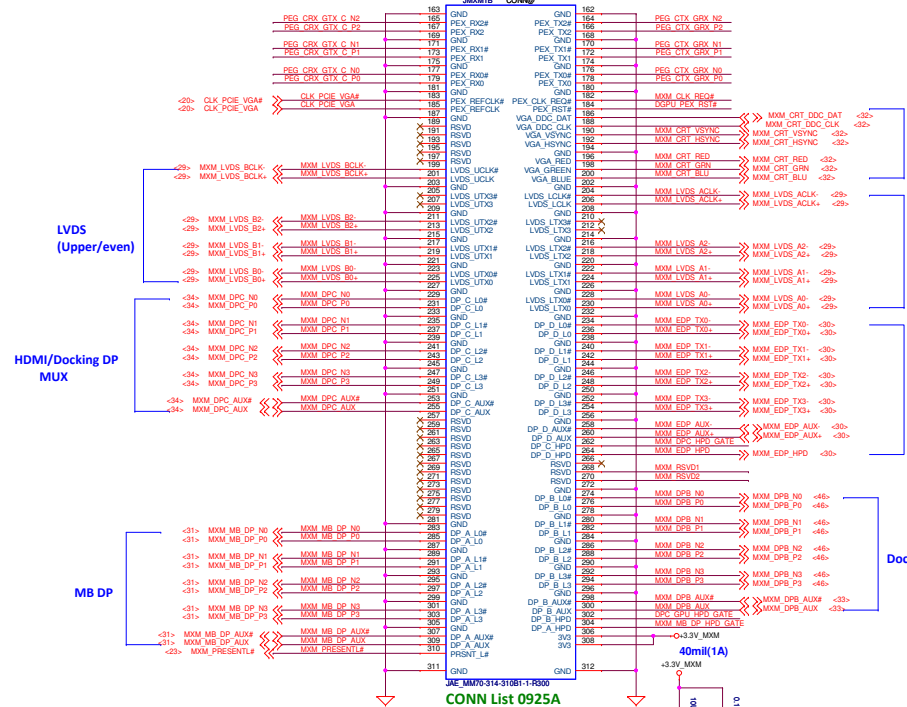
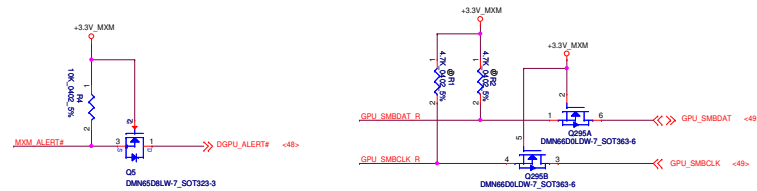


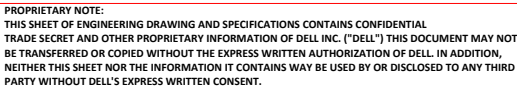
<15,8> DDR_B_DQS#[0..7] <<>>
 <15,8> DDR_B_D[0..63] <<>>
 <15,8> DDR_B_DQS[0..7] <<>>
 <15,8> DDR_B_MA[0..15] <<>>

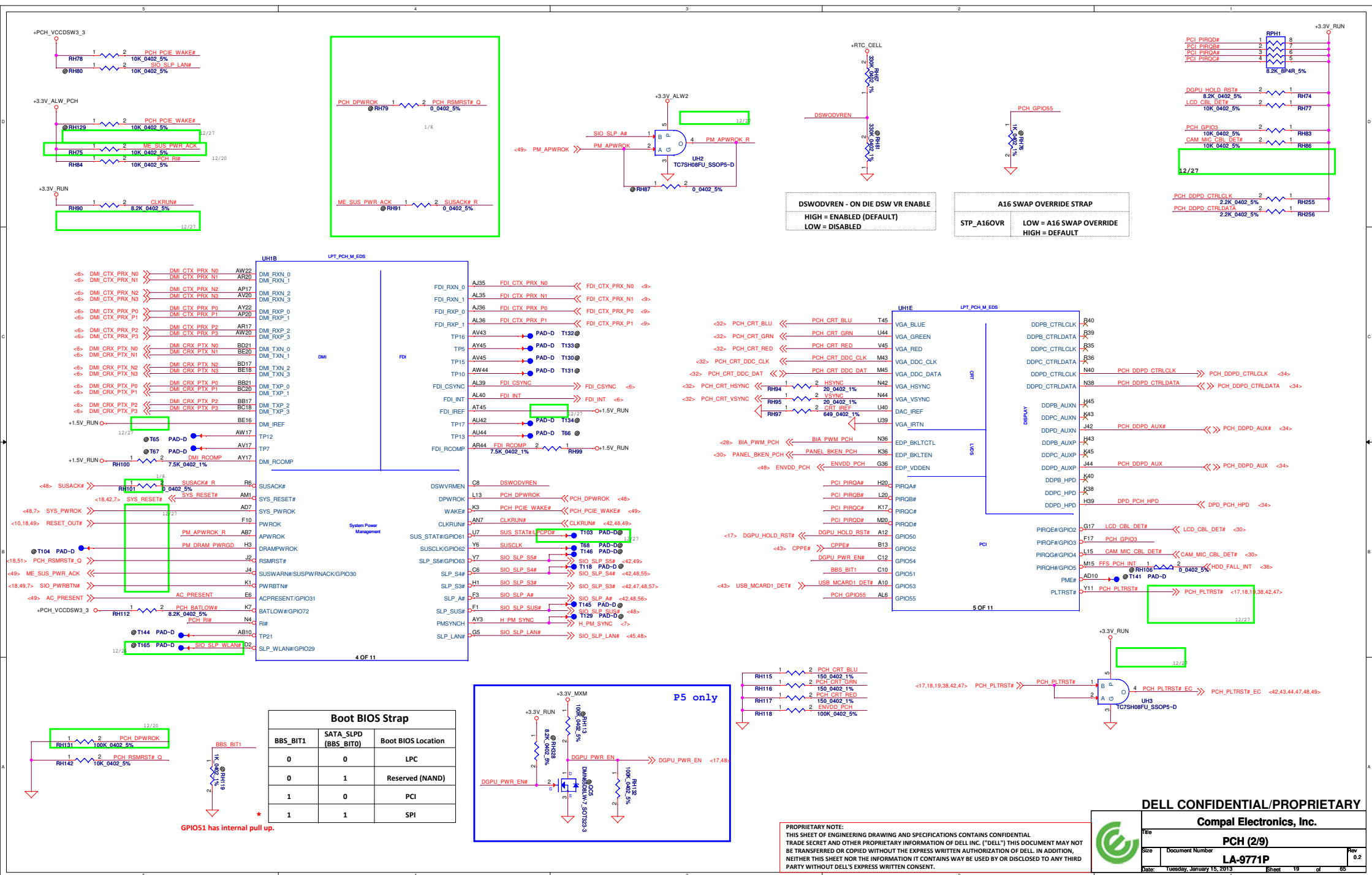


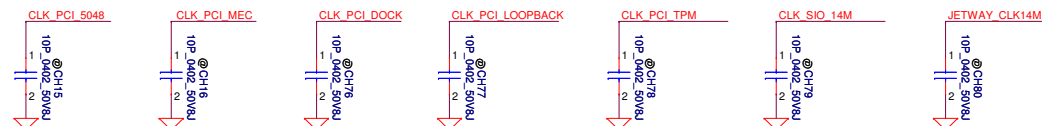
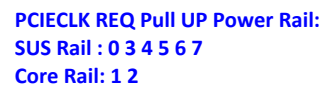
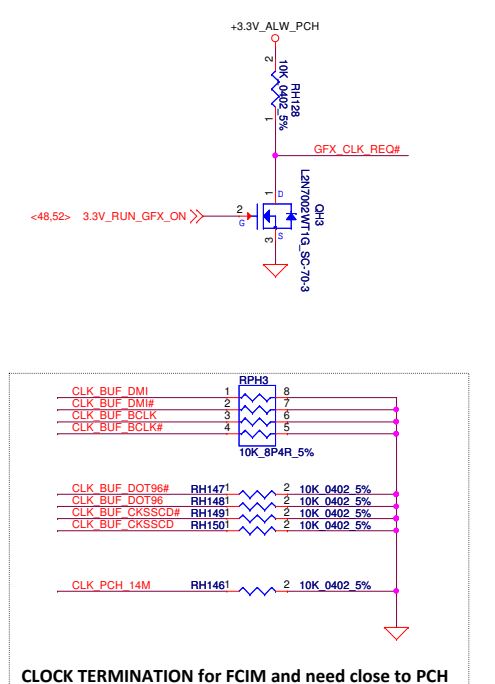
DIMM Select



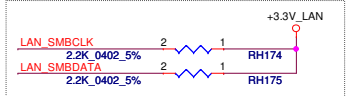
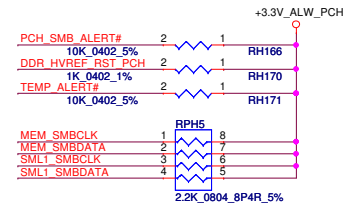
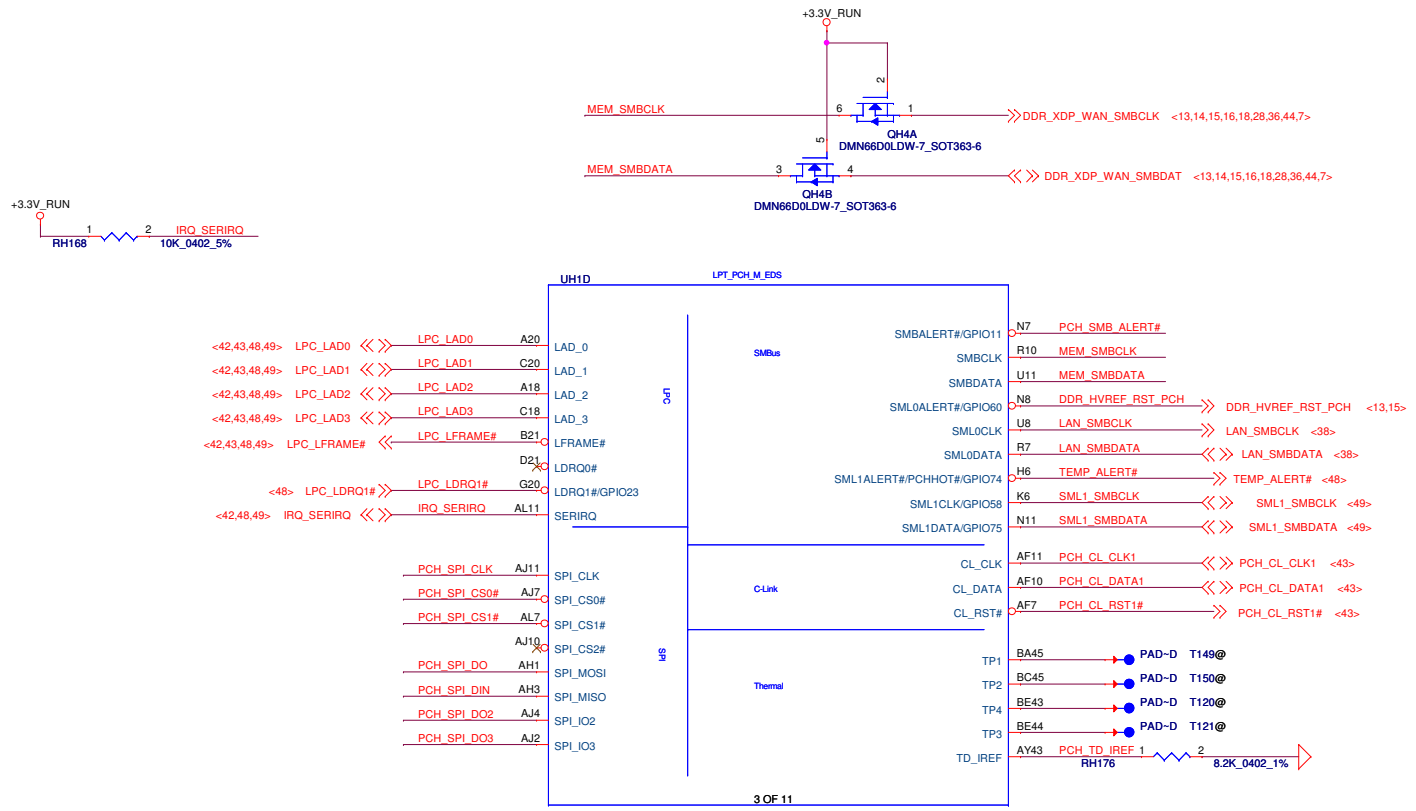




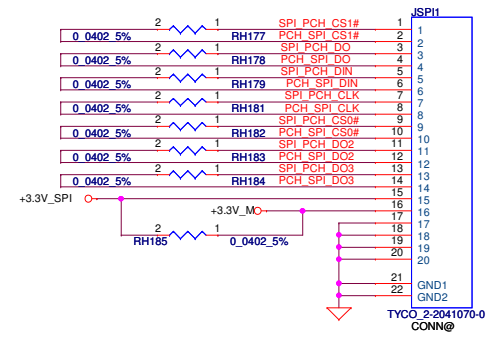
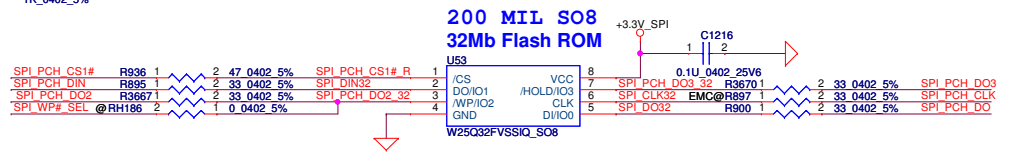
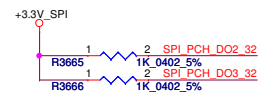
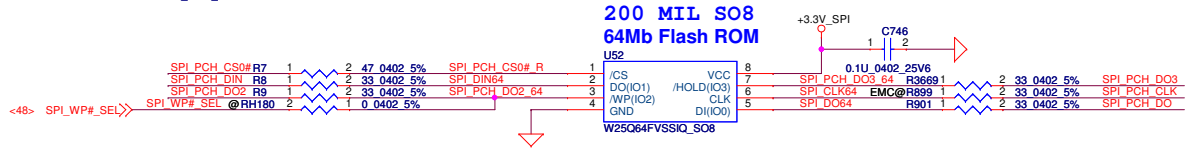
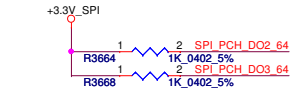
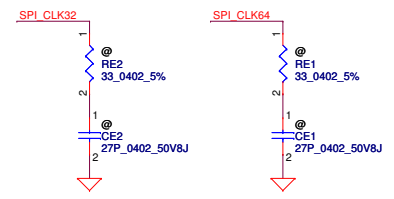




Title		PCH (3/9)	
Size	Document Number	LA-9771P	Rev 0.2
Date:	Tuesday, January 15, 2013	Sheet 20 of 85	



if support 1MHz,need change to 499ohm+/-5%



PROPRIETARY NOTE:
THIS SHEET OF ENGINEERING DRAWING AND SPECIFICATIONS CONTAINS CONFIDENTIAL
TRADE SECRET AND OTHER PROPRIETARY INFORMATION OF DELL INC. ("DELL") THIS DOCUMENT MAY NOT
BE TRANSFERRED OR COPIED WITHOUT THE EXPRESS WRITTEN AUTHORIZATION OF DELL. IN ADDITION,
NEITHER THIS SHEET NOR THE INFORMATION IT CONTAINS WAY BE USED BY OR DISCLOSED TO ANY THIRD
PARTY WITHOUT DELL'S EXPRESS WRITTEN CONSENT.



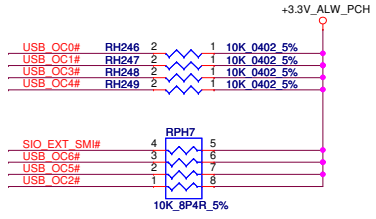
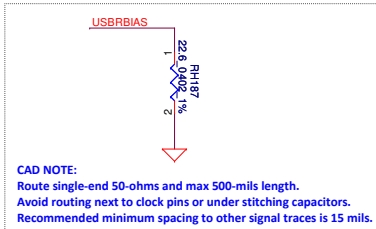

DELL CONFIDENTIAL/PROPRIETARY

Compal Electronics, Inc.

Title PCH (4/9)

Size Document Number LA-9771P

Date: Tuesday, January 15, 2013 Sheet 21 of 65

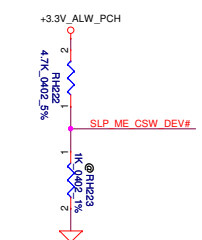
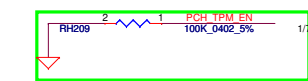
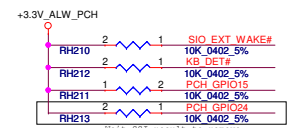
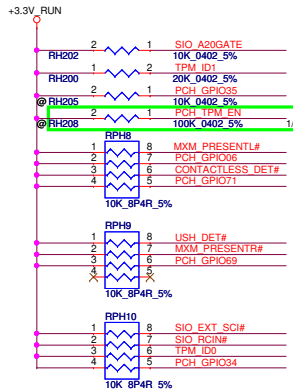
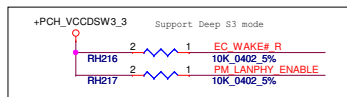


Fixed Signals				Muxed Signals				Fixed Signals				Muxed Signals				Fixed Signals			
USB3_1	USB3_2	USB3_5	USB3_6	PCIE_1	PCIE_2	PCIE_3	PCIE_4	PCIE_5	PCIE_6	PCIE_7	PCIE_8	SATA_4	SATA_5	SATA_0	SATA_1	SATA_2	SATA_3		
				(00)	(00)							(00)	(00)						
				USB3_3	USB3_4							PCIE_1	PCIE_2						
				(01)	(01)							(01)	(01)						

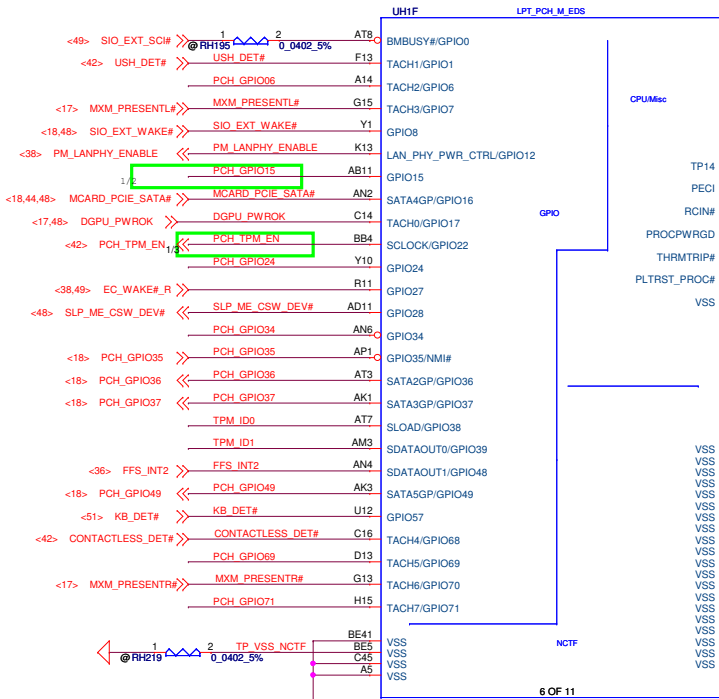
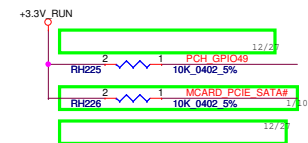
PROPRIETARY NOTE:
THIS SHEET OF ENGINEERING DRAWING AND SPECIFICATIONS CONTAINS CONFIDENTIAL TRADE SECRET AND OTHER PROPRIETARY INFORMATION OF DELL INC. ("DELL") THIS DOCUMENT MAY NOT BE TRANSFERRED OR COPIED WITHOUT THE EXPRESS WRITTEN AUTHORIZATION OF DELL. IN ADDITION, NEITHER THIS SHEET NOR THE INFORMATION IT CONTAINS WAY BE USED BY OR DISCLOSED TO ANY THIRD PARTY WITHOUT DELL'S EXPRESS WRITTEN CONSENT.



DELL CONFIDENTIAL/PROPRIETARY			
Compal Electronics, Inc.			
Title			
PCH (5/9)			
Size	Document Number	Rev	
		0.2	
LA-9771P			
Date:	Tuesday, January 15, 2013	Sheet	22 of 65



PLL ON DIE VR ENABLE
 ENABLED - HIGH(DEFAULT)
 DISABLED - LOW



CPU_Misc

GPIO

NCTF

6 OF 11

TP14

PECI

RCIN#

PROC_PWRGD

THRMTRIP#

PLTRST_PROC#

VSS

A2

A41

VSS

A43

VSS

A44

B1

B2

B44

B45

BA1

BC1

BD1

BD2

BD44

BD45

BE2

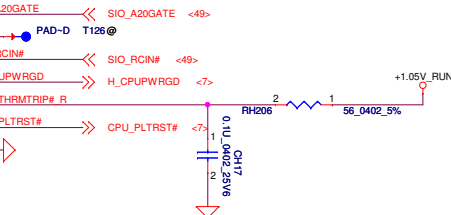
BE3

D1

E1

E45

A4



CH17

0.1uF 0402 25V6

RH206

56_0402_5%

VSS

A2

A41

VSS

A43

VSS

A44

B1

B2

B44

B45

BA1

BC1

BD1

BD2

BD44

BD45

BE2

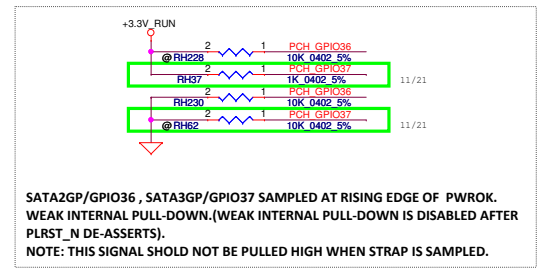
BE3

D1

E1

E45

A4



SATA2GP/GPIO36, SATA3GP/GPIO37 SAMPLED AT RISING EDGE OF PWROK.
 WEAK INTERNAL PULL-DOWN.(WEAK INTERNAL PULL-DOWN IS DISABLED AFTER PLRST_N DE-ASSERTS).
 NOTE: THIS SIGNAL SHOULD NOT BE PULLED HIGH WHEN STRAP IS SAMPLED.

Note: GPIO strap option is only available for SATA/PCIE muxed signals to support mSATA/mini PCIE port switching

GPIO16	GPIO49
0: PCIE1	0: PCIE2
1: SATA4	1: SATA5

00b or 01b: Assign muxed signal to desired port
 10b: Reserved
 11b: Assign desired port based on GPIO

PROPRIETARY NOTE:
 THIS SHEET OF ENGINEERING DRAWING AND SPECIFICATIONS CONTAINS CONFIDENTIAL TRADE SECRET AND OTHER PROPRIETARY INFORMATION OF DELL INC. ("DELL") THIS DOCUMENT MAY NOT BE TRANSFERRED OR COPIED WITHOUT THE EXPRESS WRITTEN AUTHORIZATION OF DELL. IN ADDITION, NEITHER THIS SHEET NOR THE INFORMATION IT CONTAINS MAY BE USED BY OR DISCLOSED TO ANY THIRD PARTY WITHOUT DELL'S EXPRESS WRITTEN CONSENT.

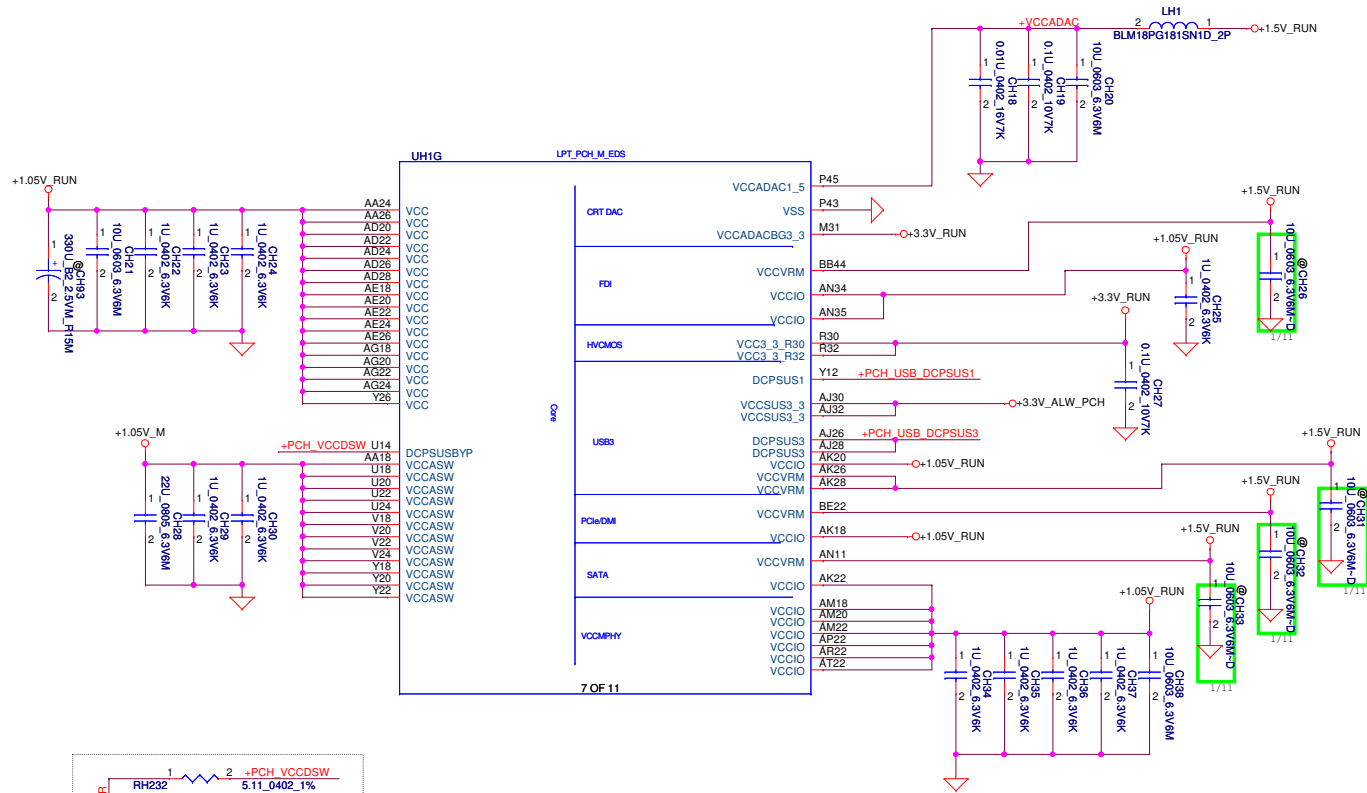
DELL CONFIDENTIAL/PROPRIETARY

Compal Electronics, Inc.

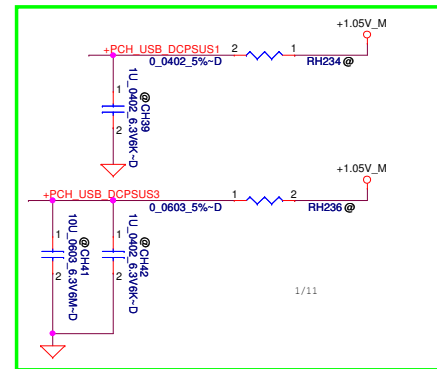
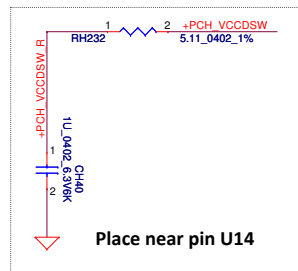
PCH (6/9)

LA-9771P

Date: Tuesday, January 15, 2013 Sheet 23 of 65



PCH Power Rail Table		
Voltage Rail	Voltage	S0 Iccmax Current (A)
VCC	1.05V	1.29 A
VCCIO	1.05V	3.629 A
VCCDAC1_5	1.5V	0.070 A
VCCDAC3_3	3.3V	0.0133 A
VCCCLK	1.05V	0.306 A
VCCCLK3_3	3.3V	0.055 A
VCCVRM	1.5V	0.179 A
VCC3_3	3.3V	0.133 A
VCCASW	1.05V	0.67 A
VCCSUSHDA	3.3V	0.01 A
VCCSPI	3.3V	0.022 A
VCCSUS3_3	3.3V	0.261 A
VCCDSW3_3	3.3V	0.015 A
V_PROC_IO	1.05V	0.004 A



PROPRIETARY NOTE:
THIS SHEET OF ENGINEERING DRAWING AND SPECIFICATIONS CONTAINS CONFIDENTIAL TRADE SECRET AND OTHER PROPRIETARY INFORMATION OF DELL INC. ("DELL") THIS DOCUMENT MAY NOT BE TRANSFERRED OR COPIED WITHOUT THE EXPRESS WRITTEN AUTHORIZATION OF DELL. IN ADDITION, NEITHER THIS SHEET NOR THE INFORMATION IT CONTAINS WAY BE USED BY OR DISCLOSED TO ANY THIRD PARTY WITHOUT DELL'S EXPRESS WRITTEN CONSENT.



DELL CONFIDENTIAL/PROPRIETARY

Compal Electronics, Inc.

Title: **PCH (7/9)**

Size: Document Number **LA-9771P** Rev 0.2

Date: Tuesday, January 15, 2013 Sheet 24 of 65



PROPRIETARY NOTE:
THIS SHEET OF ENGINEERING DRAWING AND SPECIFICATIONS CONTAINS CONFIDENTIAL
TRADE SECRET AND OTHER PROPRIETARY INFORMATION OF DELL INC. ("DELL") THIS DOCUMENT MAY NOT
BE TRANSFERRED OR COPIED WITHOUT THE EXPRESS WRITTEN AUTHORIZATION OF DELL. IN ADDITION,
NEITHER THIS SHEET NOR THE INFORMATION IT CONTAINS MAY BE USED BY OR DISCLOSED TO ANY THIRD
PARTY WITHOUT DELL'S EXPRESS WRITTEN CONSENT.



DELL CONFIDENTIAL/PROPRIETARY

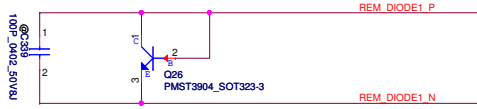
Compal Electronics, Inc.

Title
PCH (9/9)

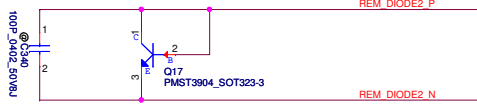
Size Document Number
LA-9771P

Date: Tuesday, January 15, 2013 1 Sheet 26 of 65 Rev 0.2

Place Q26 under CPU
Place C339 close to the Q26



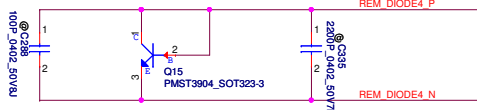
DP2/DN2 for SODIMM on Q17(TOP),
place Q17 close to SODIMM and C340 close to Q2



DP3/DN3 for Butterfly CHA on Q14(BOT),
place Q14 close to Butterfly CHA and C272 close to Q14

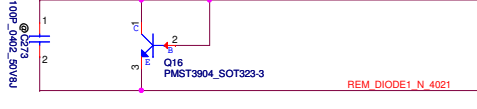


DP4/DN4 for Skin on Q15,
place Q15 close to Vcore VR choke and C288 close to Q15

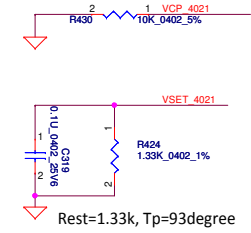
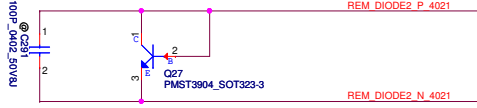


REM_DIODE1_N <49>
REM_DIODE1_P <49>
REM_DIODE2_N <49>
REM_DIODE2_P <49>
REM_DIODE3_N <49>
REM_DIODE3_P <49>
REM_DIODE4_N <49>
REM_DIODE4_P <49>

Place Q16 under MXM(TOP side)
Place C273 close to the Q16

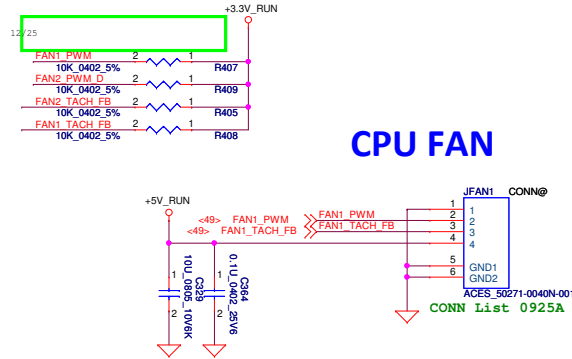


DP2/DN2 for MXM on Q27(BOT side),
place Q27 close to Butterfly CHB and C291 close to Q27

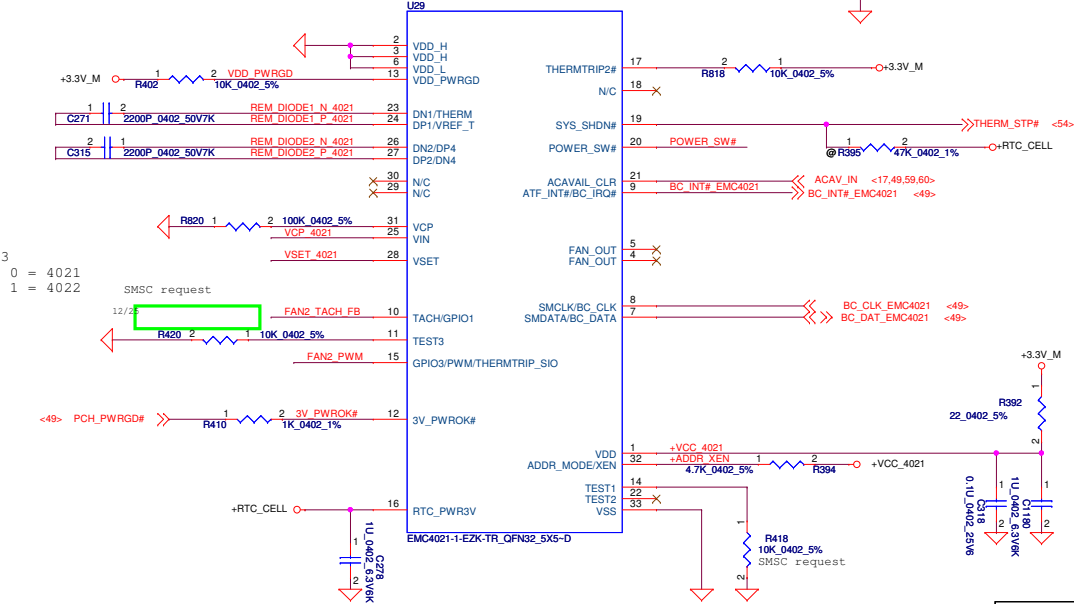
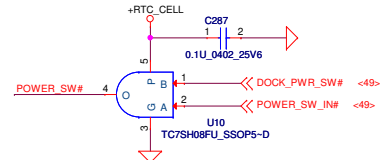
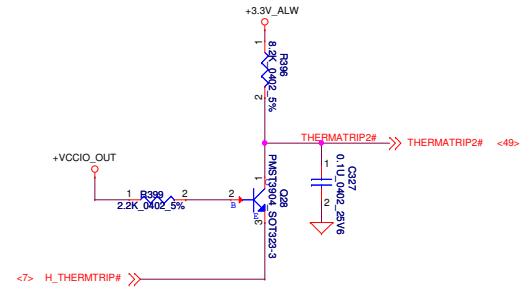
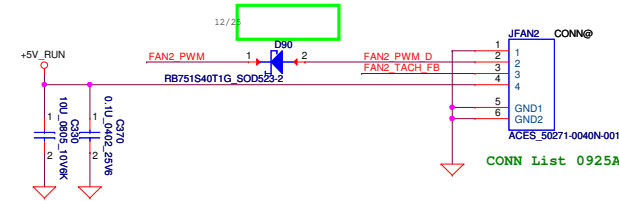


Rest=1.33k, Tp=93degree

CPU FAN



MXM FAN



DELL CONFIDENTIAL/PROPRIETARY

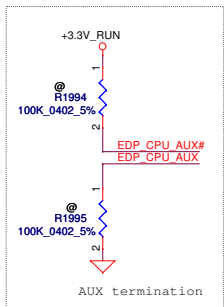
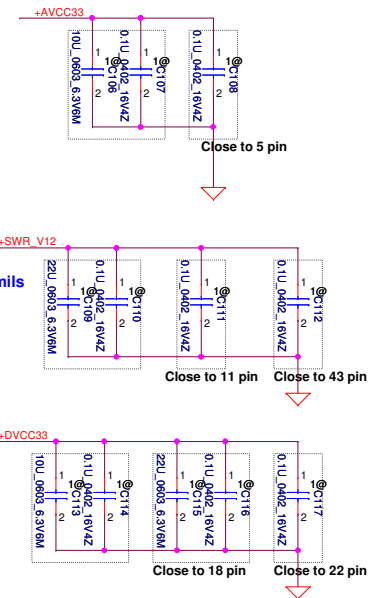
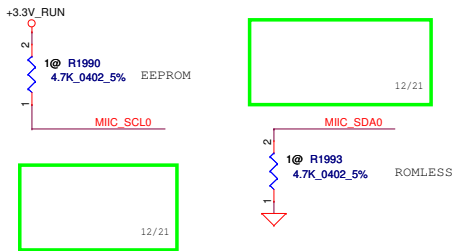
Compal Electronics, Inc.

FAN control

LA-9771P

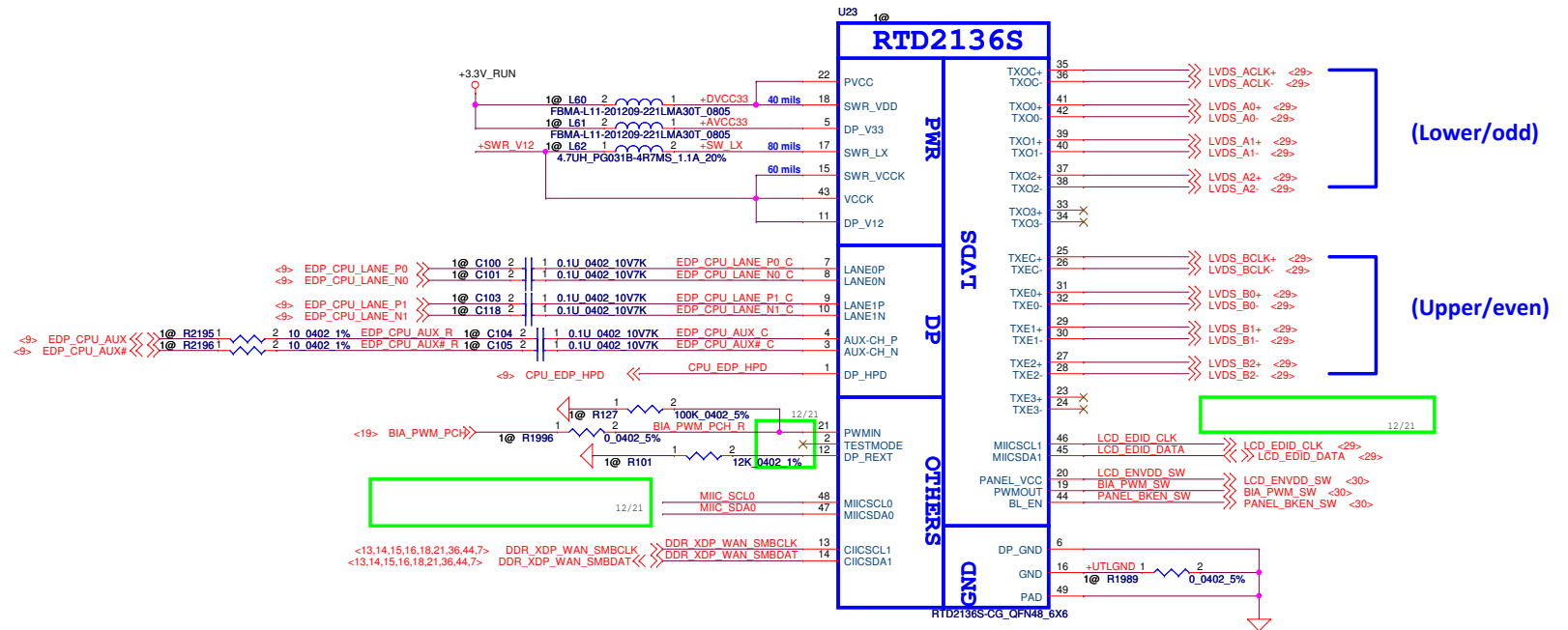
Date: Tuesday, January 15, 2013 Sheet 27 of 65

PROPRIETARY NOTE: THIS SHEET OF ENGINEERING DRAWING AND SPECIFICATIONS CONTAINS CONFIDENTIAL TRADE SECRET AND OTHER PROPRIETARY INFORMATION OF DELL INC. ("DELL"). THIS DOCUMENT MAY NOT BE TRANSFERRED OR COPIED WITHOUT THE EXPRESS WRITTEN AUTHORIZATION OF DELL. IN ADDITION, NEITHER THIS SHEET NOR THE INFORMATION IT CONTAINS MAY BE USED BY OR DISCLOSED TO ANY THIRD PARTY WITHOUT DELL'S EXPRESS WRITTEN CONSENT.



Power Consumption:

Pin5 (DPV33) < 20mA
 Pin 11 (DPV12) < 100mA
 Pin 15 (SWR_VCC) < 100mA (layout trace > 60 mil)
 Pin 17 (SWR_LX) < 600mA (layout trace > 80 mil for LDO mode)
 Pin 18 (SWR_VDD) < 200mA (layout trace > 40 mil)
 Pin 22 (PVCC) < 50 mA
 Pin 43 (VCC) < 50mA



1009 change to SA000067100 (RTD2136R)

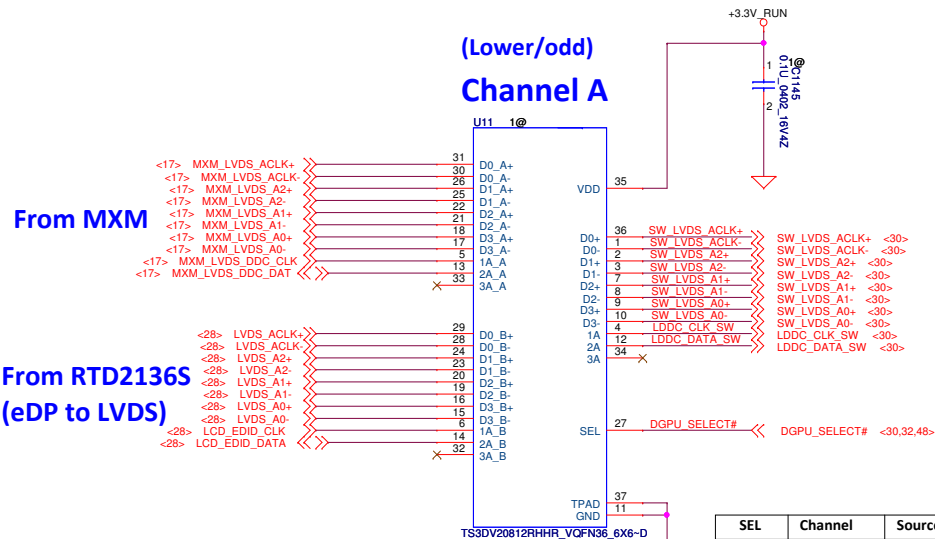
* RTD2136R SA000067100 : Populate R1993

DELL CONFIDENTIAL/PROPRIETARY

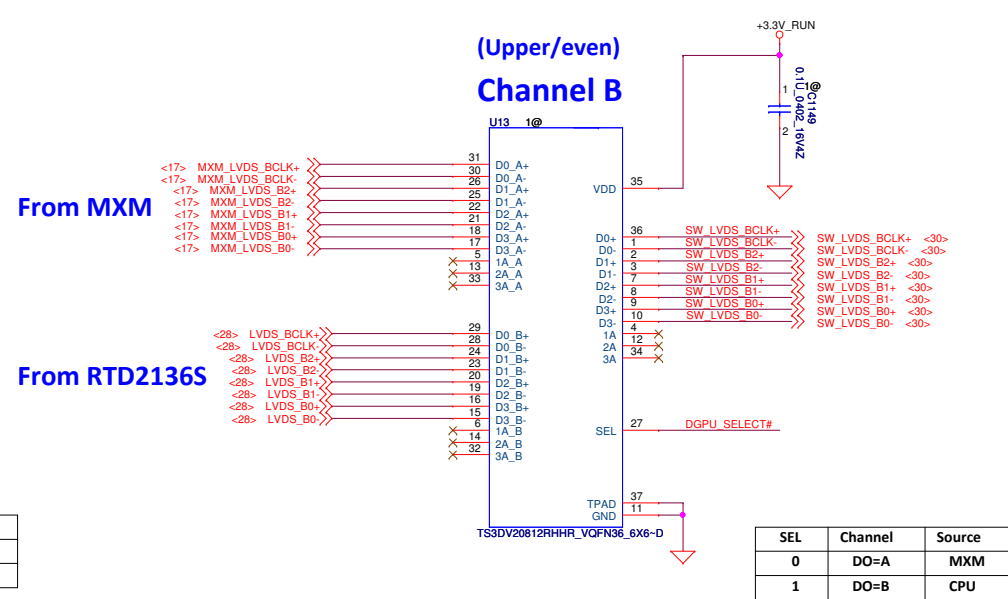
Compal Electronics, Inc.

Title		eDP to LVDS	
Size	Document Number	LA-9771P	
Date	Tuesday, January 15, 2013	Sheet	28 of 65

PROPRIETARY NOTE: THIS SHEET OF ENGINEERING DRAWING AND SPECIFICATIONS CONTAINS CONFIDENTIAL, TRADE SECRET AND OTHER PROPRIETARY INFORMATION OF DELL INC. ("DELL"). THIS DOCUMENT MAY NOT BE REPRODUCED OR COPIED WITHOUT THE EXPRESS WRITTEN AUTHORIZATION OF DELL. IN ADDITION, NEITHER THIS SHEET NOR THE INFORMATION IT CONTAINS MAY BE USED BY OR DISCLOSED TO ANY THIRD PARTY WITHOUT DELL'S EXPRESS WRITTEN CONSENT.

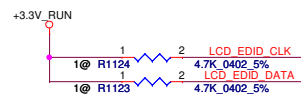


SEL	Channel	Source
0	DO=A	MXM
1	DO=B	CPU



SEL	Channel	Source
0	DO=A	MXM
1	DO=B	CPU

12/25
if phase in 2nd GFX Card, must check DDC_CLK/DATA has pulled up on GFX card.

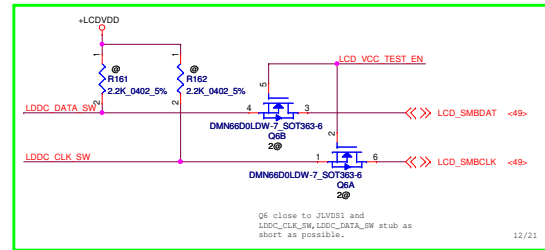
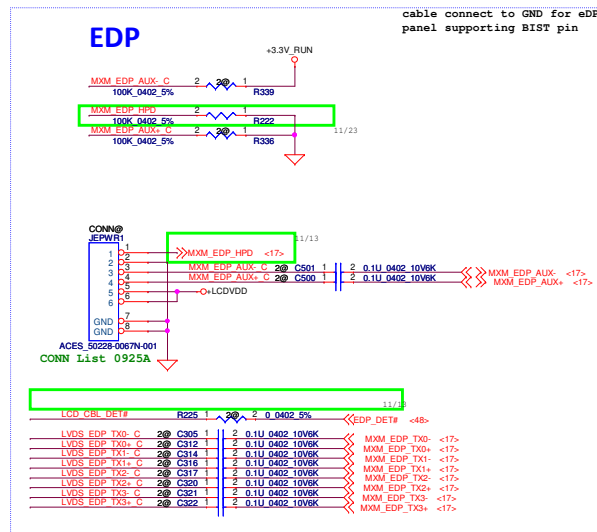
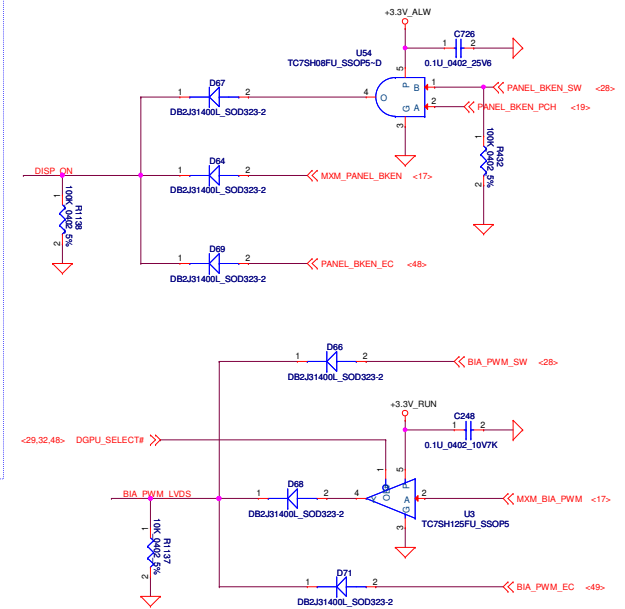
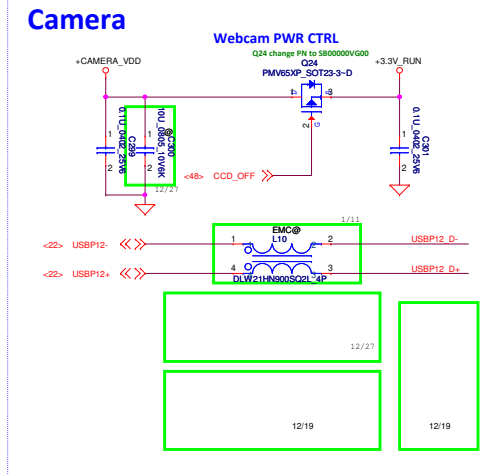
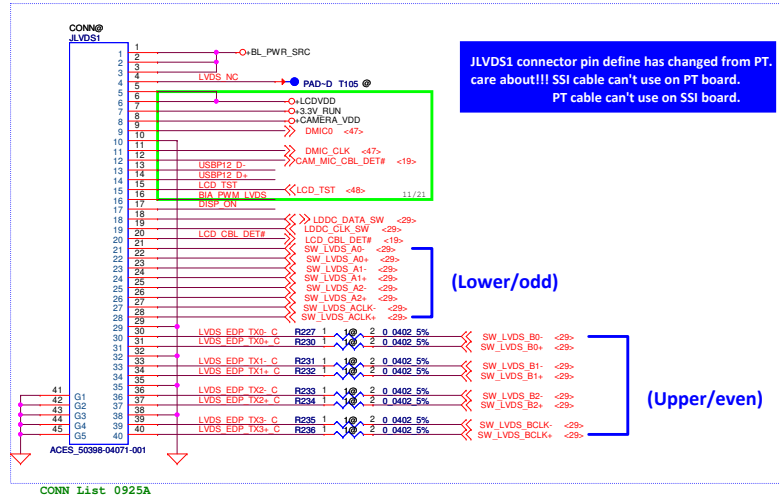
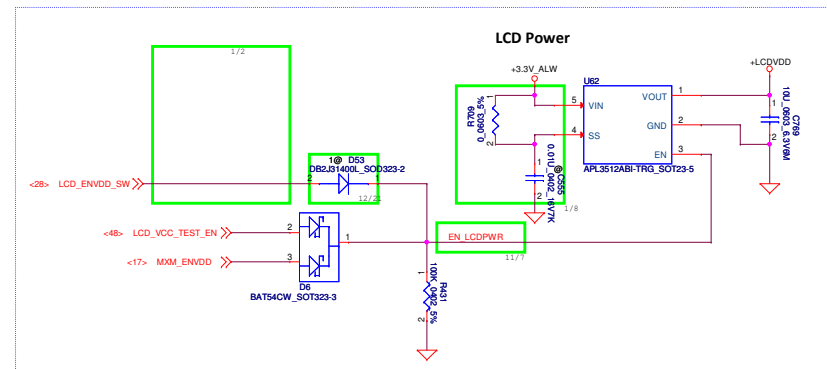
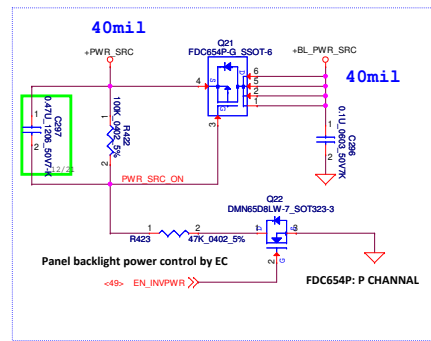
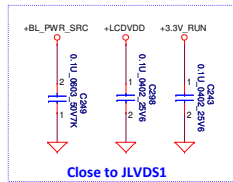
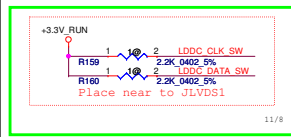


DELL CONFIDENTIAL/PROPRIETARY



Compal Electronics, Inc.		
Title LVDS SW		
Size	Document Number LA-9771P	Rev 0.2
Date	Tuesday, January 15, 2013	Sheet 29 of 65

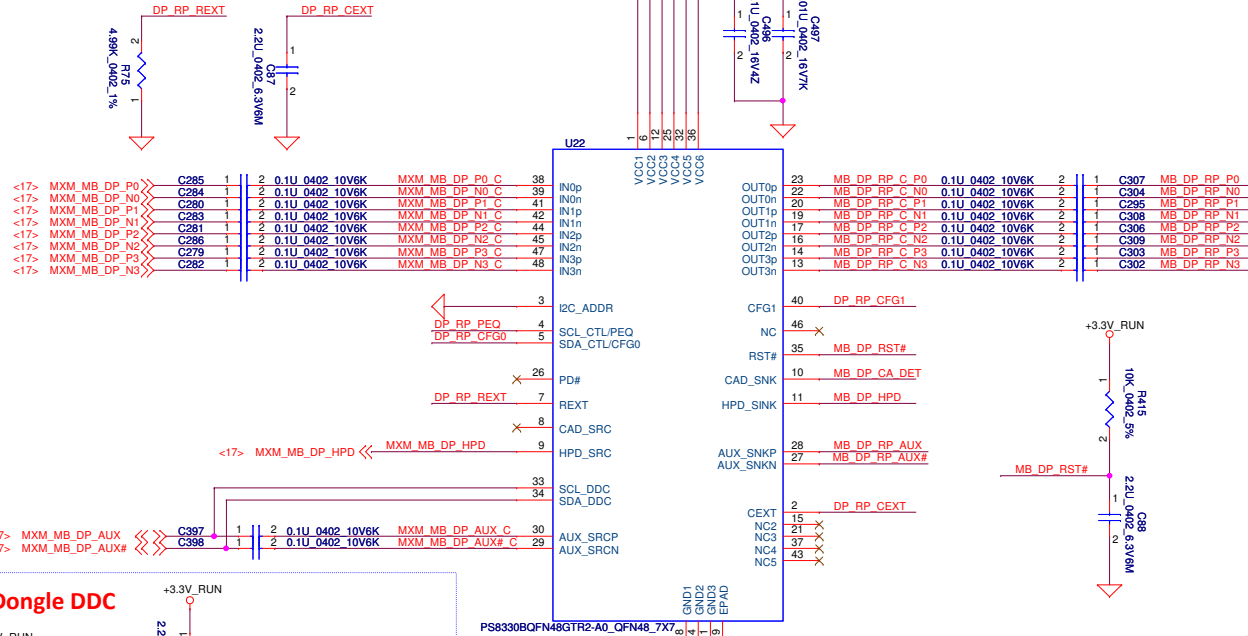
PROPRIETARY NOTE: THIS SHEET OF ENGINEERING DRAWING AND SPECIFICATIONS CONTAINS CONFIDENTIAL TRADE SECRET AND OTHER PROPRIETARY INFORMATION OF DELL INC. ("DELL"). THIS DOCUMENT MAY NOT BE TRANSFERRED OR COPIED WITHOUT THE EXPRESS WRITTEN AUTHORIZATION OF DELL. IN ADDITION, NEITHER THIS SHEET NOR THE INFORMATION IT CONTAINS MAY BE USED BY OR DISCLOSED TO ANY THIRD PARTY WITHOUT DELL'S EXPRESS WRITTEN CONSENT.



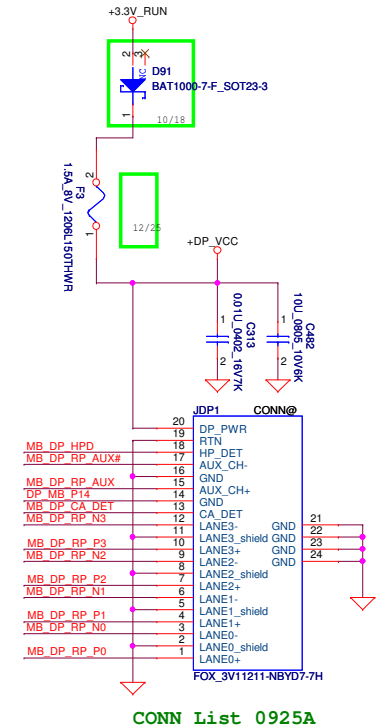
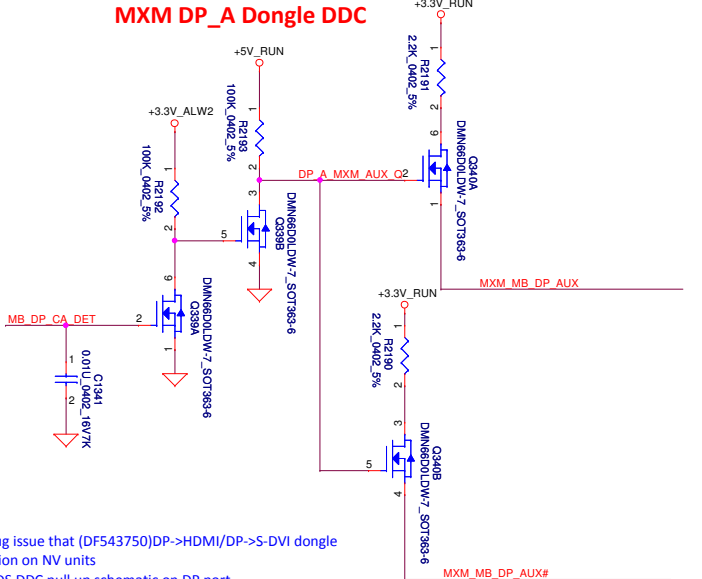
Configuration pin for automatic EQ and AUX interception; Internal pull down at ~150kΩ, 3.3V I/O.
 L: default, automatic EQ enable & AUX interception enable
 H: automatic EQ disable & AUX interception enable
 M: automatic EQ disable & AUX interception disable, no pre-emphasis, 600mVpp swing

Configuration pin for auto test and input offset cancellation, 3.3V IO, internal pull up at ~150K
 H: default, auto test disable & input offset cancellation enable
 L: auto test enable & input offset cancellation enable
 M: auto test disable & input offset cancellation disable

Programmable input equalization levels; Internal pull down at ~150kΩ, 3.3V I/O.
 L: default, LEQ, compensate channel loss up to 12dB @ HBR2
 H: HEQ, compensate channel loss up to 15dB @ HBR2
 M: LLEQ, compensate channel loss up to 5dB @ HBR2



MXM DP_A Dongle DDC



CONN List 0925A

For debug issue that (DF543750)DP->HDMI/DP->S-DVI dongle
 no function on NV units
 Add TMDS DDC pull up schematic on DP port

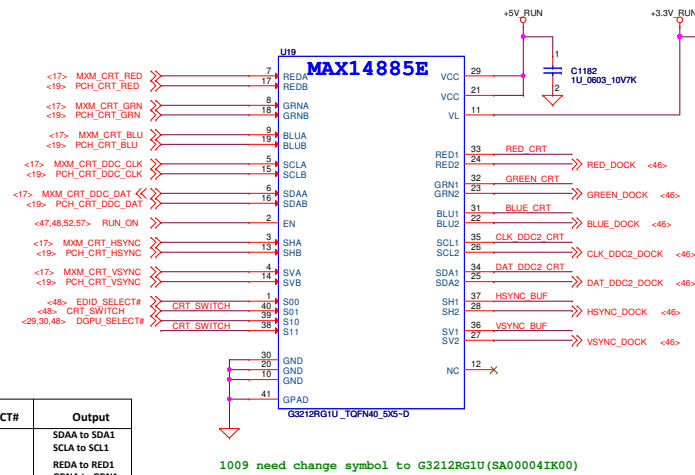
PROPRIETARY NOTE: THIS SHEET OF ENGINEERING DRAWING AND SPECIFICATIONS CONTAINS CONFIDENTIAL
 TRADE SECRET AND OTHER PROPRIETARY INFORMATION OF DELL INC. ("DELL"). THIS DOCUMENT MAY NOT
 BE TRANSFERRED OR COPIED WITHOUT THE EXPRESS WRITTEN AUTHORIZATION OF DELL. IN ADDITION,
 NEITHER THIS SHEET NOR THE INFORMATION IT CONTAINS MAY BE USED BY OR DISCLOSED TO ANY THIRD
 PARTY WITHOUT DELL'S EXPRESS WRITTEN CONSENT.

DELL CONFIDENTIAL/PROPRIETARY		
Compal Electronics, Inc.		
Title	DP Conn	
Size	Document Number	Rev
	LA-9771P	0.2
Date:	Tuesday, January 15, 2013	Sheet 31 of 65

Channel A --> MXM

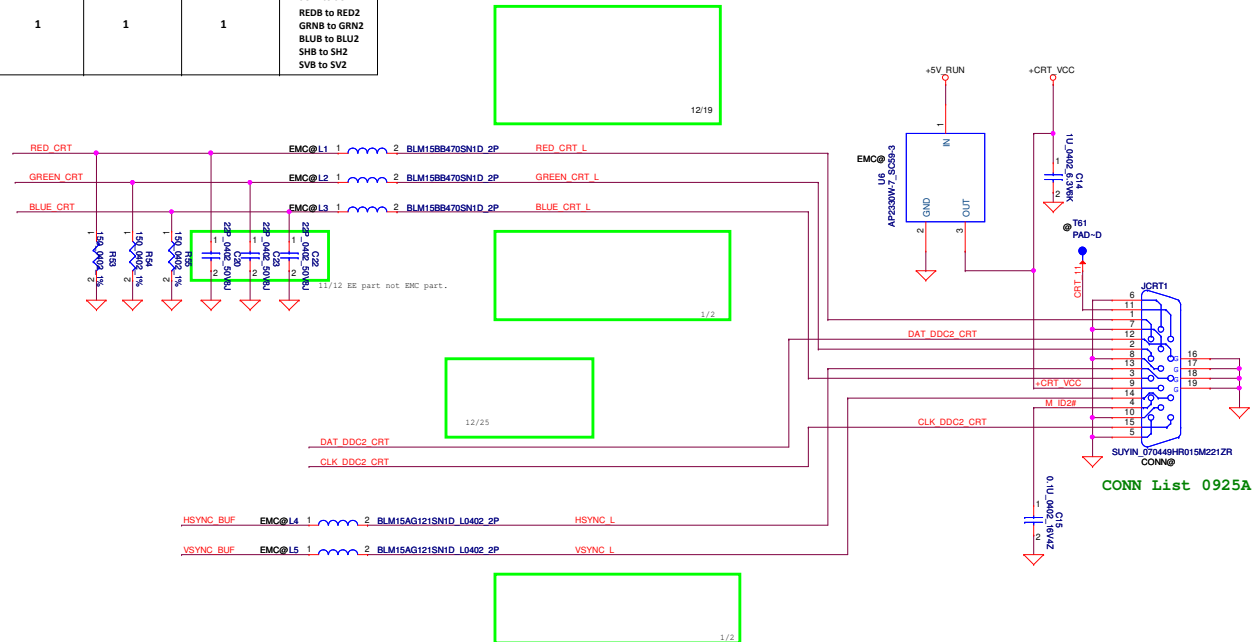
Channel B --> PCH

	CRT_SWITCH	DGPU_SELECT#	EDID_SELECT#	Output
DSC mode output to MB VGA	0	0	0	SDAA to SDA1 SCLA to SCL1 REDA to RED1 GRNA to GRN1 BLUA to BLU1 SHA to SH1 SVA to SV1
DSC mode output to docking VGA	1	0	0	SDAA to SDA2 SCLA to SCL2 REDA to RED2 GRNA to GRN2 BLUA to BLU2 SHA to SH2 SVA to SV2
UMA mode output to MB VGA	0	1	1	SDAB to SDA1 SCLB to SCL1 REDB to RED1 GRNB to GRN1 BLUB to BLU1 SHB to SH1 SVB to SV1
UMA mode output to docking VGA	1	1	1	SDAB to SDA2 SCLB to SCL2 REDB to RED2 GRNB to GRN2 BLUB to BLU2 SHB to SH2 SVB to SV2



Port 1 --> MB board CRT

Port 2 --> Docking Port RGB



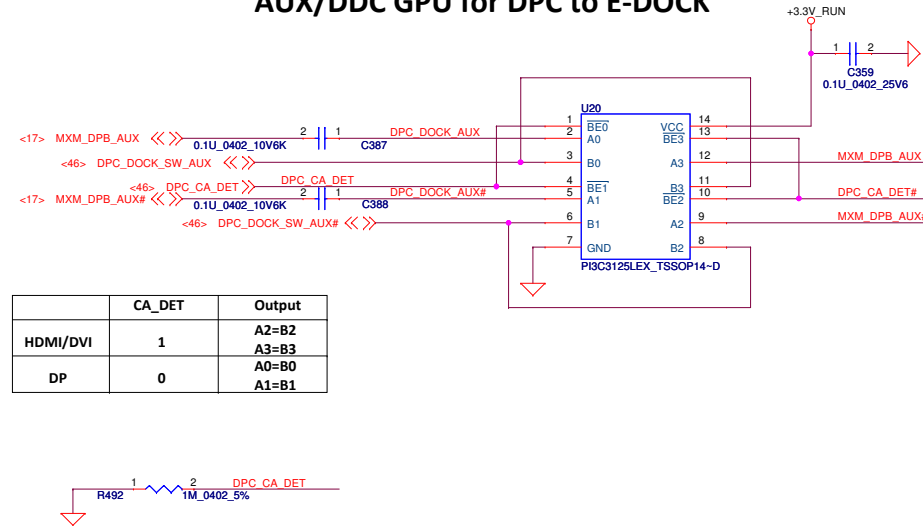
DELL CONFIDENTIAL/PROPRIETARY

Compal Electronics, Inc.

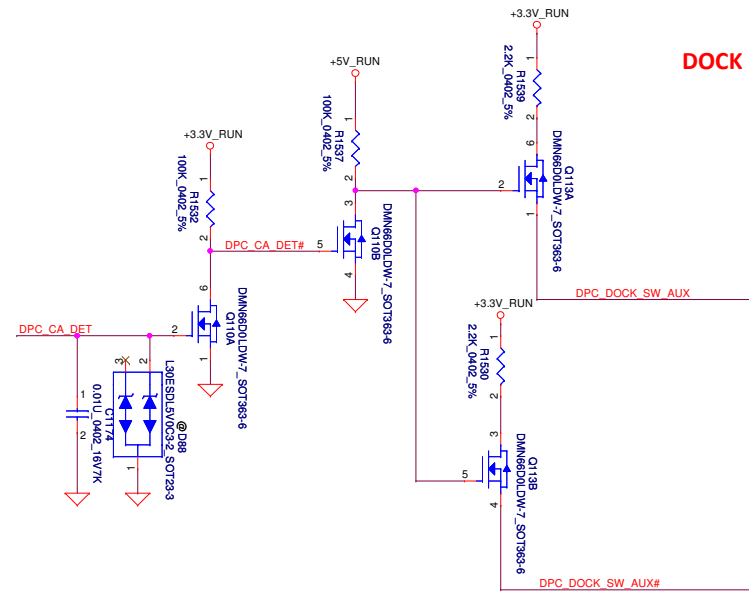
File		VGA Conn	
Size	Document Number	LA-9771P	
Date	Tuesday, January 15, 2013	Sheet	32 of 65

PROPRIETARY NOTE: THIS SHEET OF ENGINEERING DRAWING AND SPECIFICATIONS CONTAINS CONFIDENTIAL TRADE SECRET AND OTHER PROPRIETARY INFORMATION OF DELL INC. ("DELL") THIS DOCUMENT MAY NOT BE TRANSFERRED OR COPIED WITHOUT THE EXPRESS WRITTEN AUTHORIZATION OF DELL. IN ADDITION, WITHIN THIS SHEET FOR THE INFORMATION IT CONTAINS MAY BE USED BY OR DISCLOSED TO ANY THIRD PARTY WITHOUT DELL'S EXPRESS WRITTEN CONSENT.

AUX/DDC GPU for DPC to E-DOCK



DOCK DPB(PORT2) DDC



PROPRIETARY NOTE: THIS SHEET OF ENGINEERING DRAWING AND SPECIFICATIONS CONTAINS CONFIDENTIAL, TRADE SECRET AND OTHER PROPRIETARY INFORMATION OF DELL INC. ("DELL") THIS DOCUMENT MAY NOT BE TRANSMITTED OR COPIED WITHOUT THE EXPRESS WRITTEN AUTHORIZATION OF DELL. IN ADDITION, NEITHER THIS SHEET NOR THE INFORMATION IT CONTAINS MAY BE USED BY OR DISCLOSED TO ANY THIRD PARTY WITHOUT DELL'S EXPRESS WRITTEN CONSENT.

DELL CONFIDENTIAL/PROPRIETARY

Compal Electronics, Inc.



Title		Document Number		Rev
DP DDC SW		LA-9771P		0.2
Date:	Tuesday, January 15, 2013	Sheet	33	of 65

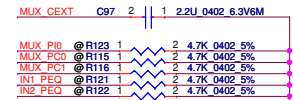
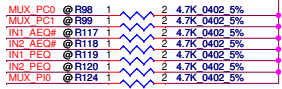
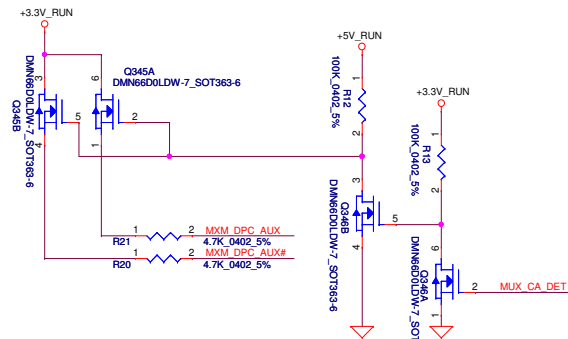
From MXM

From CPU

CIS LINK OK

To DEMUX

DOCK DPA(PORT1) DDC & HDMI DDC-before PS8331



SW	Channel	Source
0(default)	DO=IN1	MXM
1	DO=IN2	CPU

INy_PEQ(y=1,2)
L:default,LEQ, compensate channel loss up to 11.5dB @HBR2
H:HEQ,compensate channel loss up to 14.5dB @HBR2
M:LLEQ,compensate channel loss up to 8.5dB @HBR2

INy_AEQ(y=1,2)
L: Automatic EQ enable (default)
H: Automatic EQ disable

PIO
L: Auto test disable & input offset cancellation enable (default)
H: Auto test enable & input offset cancellation enable
M: Auto test disable & input offset cancellation disable

PC0
L: AUX interception enable, driver configuration is set by link training (default)
H: AUX interception disable, driver output with fixed 800mV and 0dB
M: AUX interception disable, driver output with fixed 400mV and 0dB

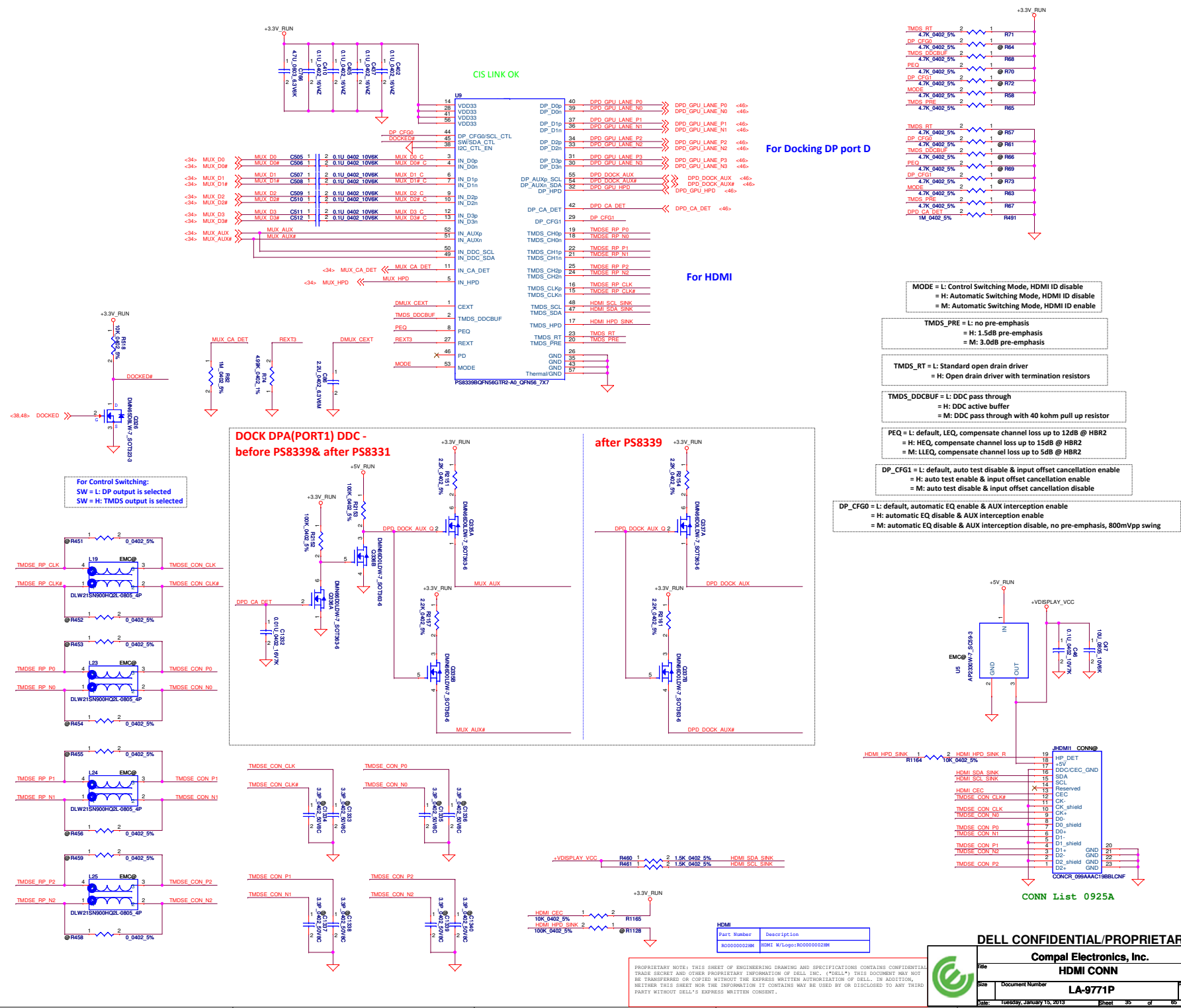
PC1
L: default
H: Output swing +20%
M: Output swing -16.7%

DELL CONFIDENTIAL/PROPRIETARY

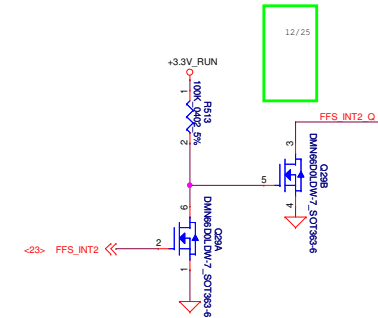
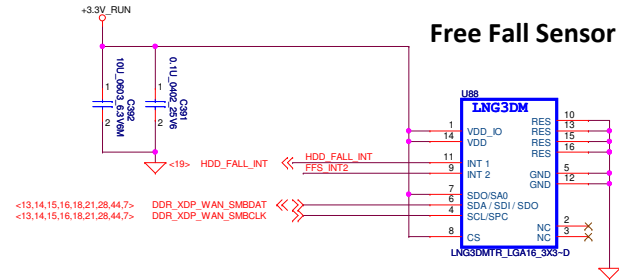
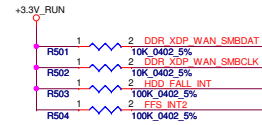
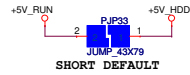
Compal Electronics, Inc.

Title		DP MUX	
Size	Document Number	LA-9771P	
Date	Tuesday, January 15, 2013	Sheet	34 of 65

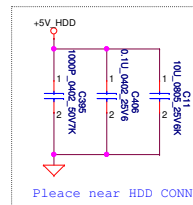
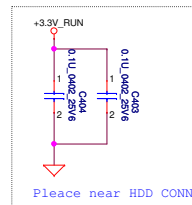
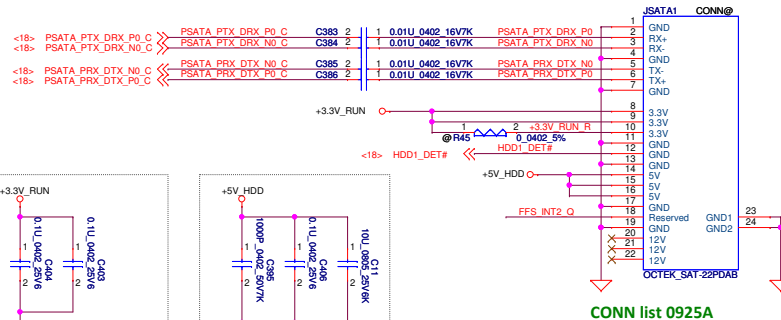
PROPRIETARY NOTE: THIS SHEET OF ENGINEERING DRAWING AND SPECIFICATIONS CONTAINS CONFIDENTIAL TRADE SECRET AND OTHER PROPRIETARY INFORMATION OF DELL INC. ("DELL") THIS DOCUMENT MAY NOT BE TRANSFERRED OR COPIED WITHOUT THE EXPRESS WRITTEN AUTHORIZATION OF DELL. IN ADDITION, NEITHER THIS SHEET NOR THE INFORMATION IT CONTAINS MAY BE USED BY OR DISCLOSED TO ANY THIRD PARTY WITHOUT DELL'S EXPRESS WRITTEN CONSENT.



HDD PWR



For HDD Temp.



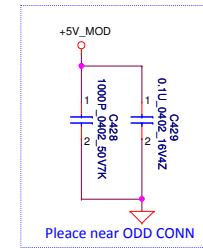
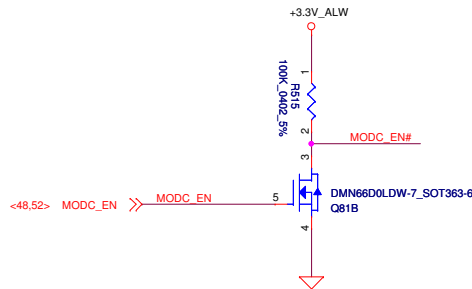
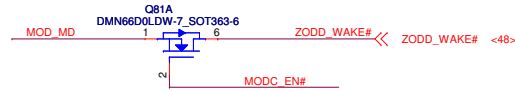
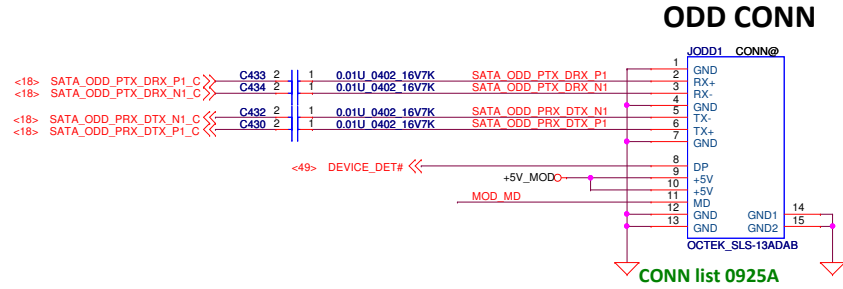
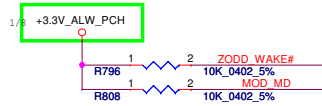
DELL CONFIDENTIAL/PROPRIETARY

Compal Electronics, Inc.



Title		
HDD CONN		
Size	Document Number	Rev
	LA-9771P	0.2
Date:	Tuesday, January 15, 2013	Sheet 36 of 65

PROPRIETARY NOTE: THIS SHEET OF ENGINEERING DRAWING AND SPECIFICATIONS CONTAINS CONFIDENTIAL TRADE SECRET AND OTHER PROPRIETARY INFORMATION OF DELL INC. ("DELL") THIS DOCUMENT MAY NOT BE TRANSFERRED OR COPIED WITHOUT THE EXPRESS WRITTEN AUTHORIZATION OF DELL. IN ADDITION, NEITHER THIS SHEET NOR THE INFORMATION IT CONTAINS MAY BE USED BY OR DISCLOSED TO ANY THIRD PARTY WITHOUT DELL'S EXPRESS WRITTEN CONSENT.

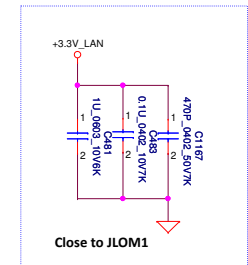
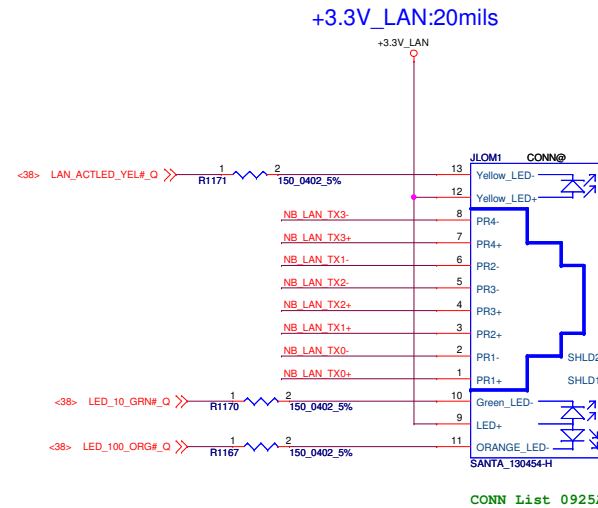
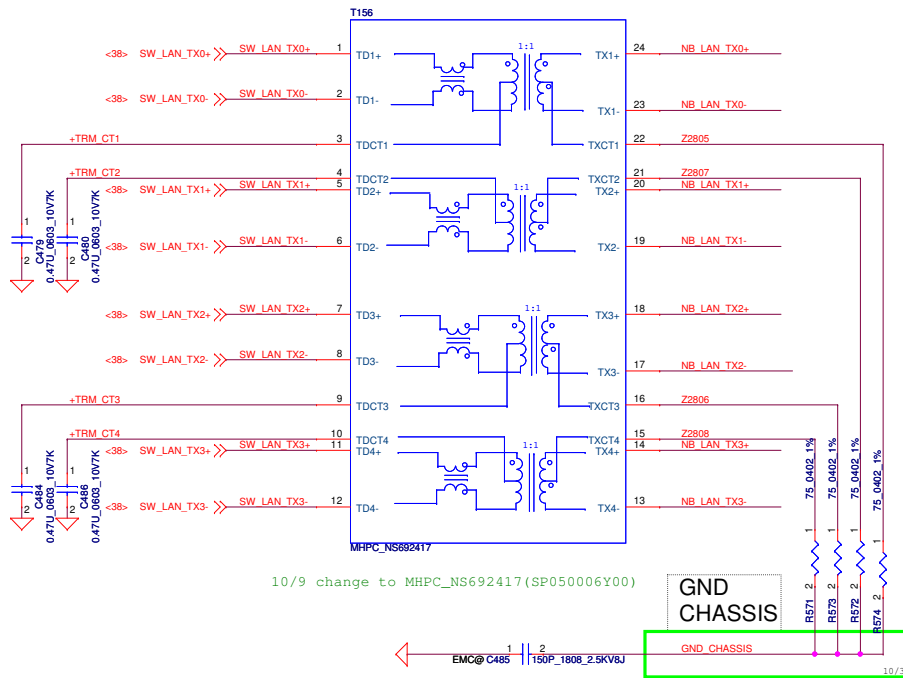


DELL CONFIDENTIAL/PROPRIETARY

Compal Electronics, Inc.

Title		
ODD CONN		
Size	Document Number	Rev
	LA-9771P	0.2
Date:	Tuesday, January 15, 2013	Sheet 37 of 65

PROPRIETARY NOTE: THIS SHEET OF ENGINEERING DRAWING AND SPECIFICATIONS CONTAINS CONFIDENTIAL TRADE SECRET AND OTHER PROPRIETARY INFORMATION OF DELL INC. ("DELL") THIS DOCUMENT MAY NOT BE TRANSFERRED OR COPIED WITHOUT THE EXPRESS WRITTEN AUTHORIZATION OF DELL. IN ADDITION, NEITHER THIS SHEET NOR THE INFORMATION IT CONTAINS MAY BE USED BY OR DISCLOSED TO ANY THIRD PARTY WITHOUT DELL'S EXPRESS WRITTEN CONSENT.



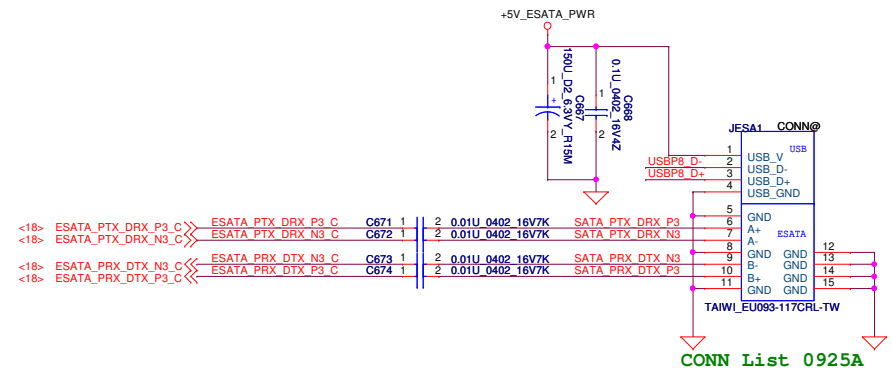
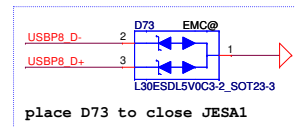
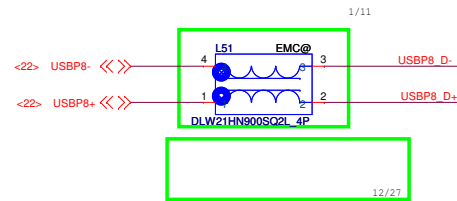
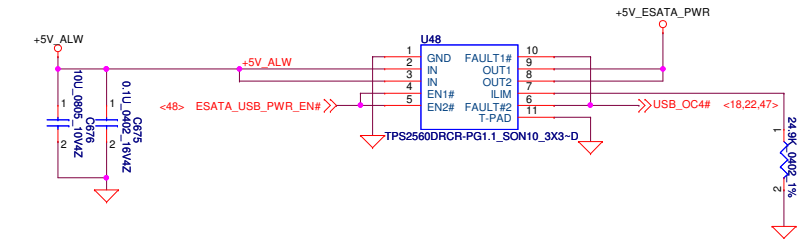
DELL CONFIDENTIAL/PROPRIETARY

Compal Electronics, Inc.

Title		RJ45	
Size	Document Number	LA-9771P	
Date	Tuesday, January 15, 2013	Sheet	39 of 65

PROPRIETARY NOTE: THIS SHEET OF ENGINEERING DRAWING AND SPECIFICATIONS CONTAINS CONFIDENTIAL TRADE SECRET AND OTHER PROPRIETARY INFORMATION OF DELL INC. ("DELL") THIS DOCUMENT MAY NOT BE TRANSFERRED OR COPIED WITHOUT THE EXPRESS WRITTEN AUTHORIZATION OF DELL. IN ADDITION, NEITHER THIS SHEET NOR THE INFORMATION IT CONTAINS MAY BE USED BY OR DISCLOSED TO ANY THIRD PARTY WITHOUT DELL'S EXPRESS WRITTEN CONSENT.

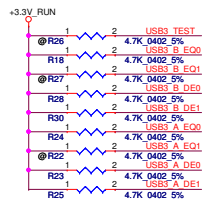




PROPRIETARY NOTE: THIS SHEET OF ENGINEERING DRAWING AND SPECIFICATIONS CONTAINS CONFIDENTIAL TRADE SECRET AND OTHER PROPRIETARY INFORMATION OF DELL INC. ("DELL") THIS DOCUMENT MAY NOT BE TRANSFERRED OR COPIED WITHOUT THE EXPRESS WRITTEN AUTHORIZATION OF DELL. IN ADDITION, NEITHER THIS SHEET NOR THE INFORMATION IT CONTAINS MAY BE USED BY OR DISCLOSED TO ANY THIRD PARTY WITHOUT DELL'S EXPRESS WRITTEN CONSENT.



DELL CONFIDENTIAL/PROPRIETARY			
Compal Electronics, Inc.			
Title			
ESATA			
Size	Document Number	Rev	
	LA-9771P	0.2	
Date:	Tuesday, January 15, 2013	Sheet	40 of 65



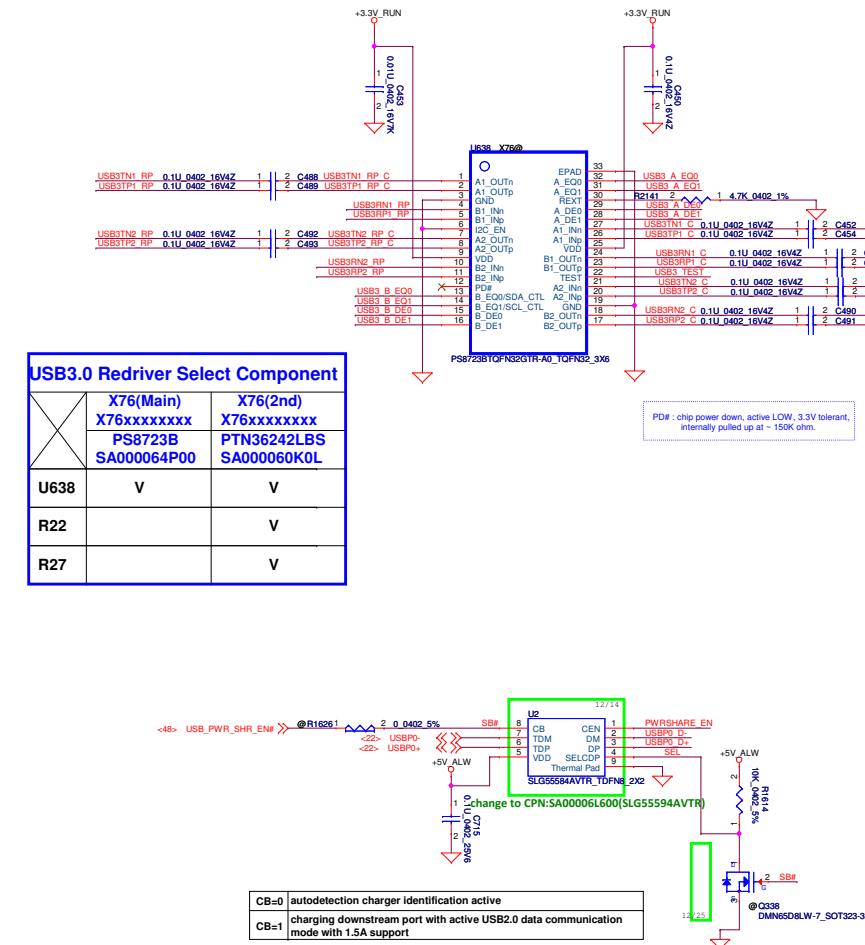
11/30

EQ : Equalizer control and program.
3.3V tolerant. Internally pulled down at ~150K ohm
[A_EQ1, A_EQ0] = [B_EQ1, B_EQ0]
LL: program EQ for channel loss up to 9.5dB
LH: program EQ for channel loss up to 13dB
HH: program EQ for channel loss up to 17dB

TEST : Chip test mode enable.
3.3V tolerant. Internally pulled down at ~150K ohm.
L: Normal operation (default)
H: Test mode enable
for compliance test, this pin should be pulled to high.

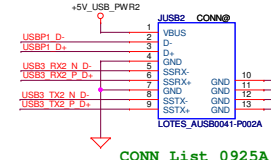
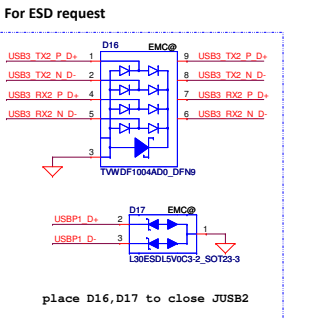
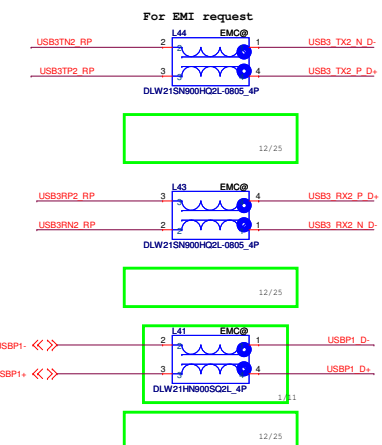
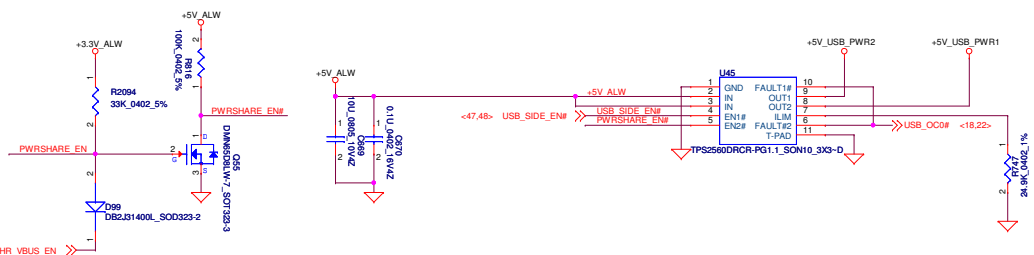
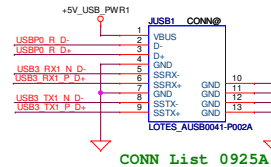
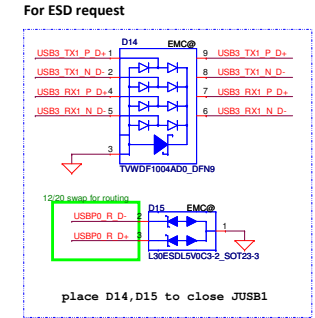
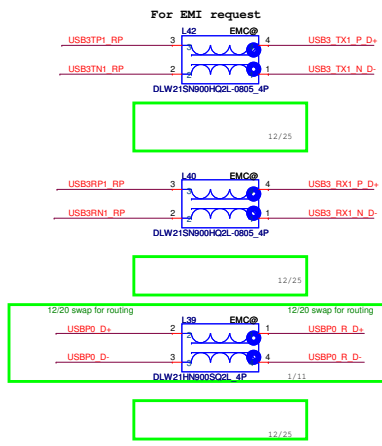
Pin 13 : B_EQ0 / SDA_CTL
Pin 14 : B_EQ1 / SCL_CTL
Pin 15 : B_DE1 / I2C_ADDR0
Pin 16 : B_DE1 / I2C_ADDR1

DE : Programmable output pre-emphasis level setting.
3.3V tolerant. Internally pulled down at ~150K ohm
[A_DE1, A_DE0] = [B_DE1, B_DE0]
LL: 5.0dB de-emphasis
LH: No de-emphasis
HL: 2.0dB de-emphasis
HH: 5.0dB de-emphasis



CB=0 autodetection charger identification active
CB=1 charging downstream port with active USB2.0 data communication mode with 1.5A support

CB	SELCDP	Function
0	X	DCP autodetect with mouse/keyboard wakeup
1	0	S0 charging with SDP only
1	1	S0 charging with CDP or SDP only (depending on external device)

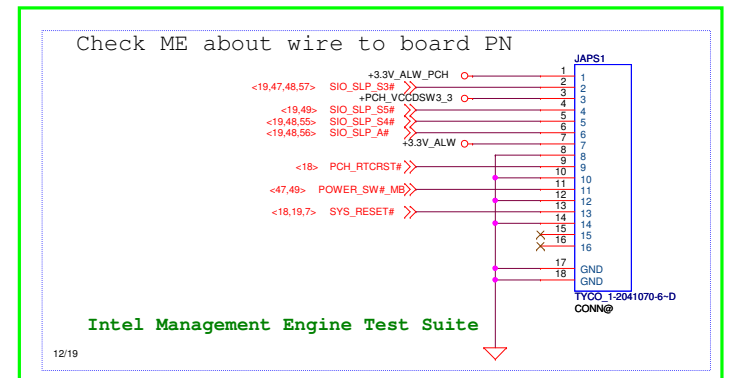
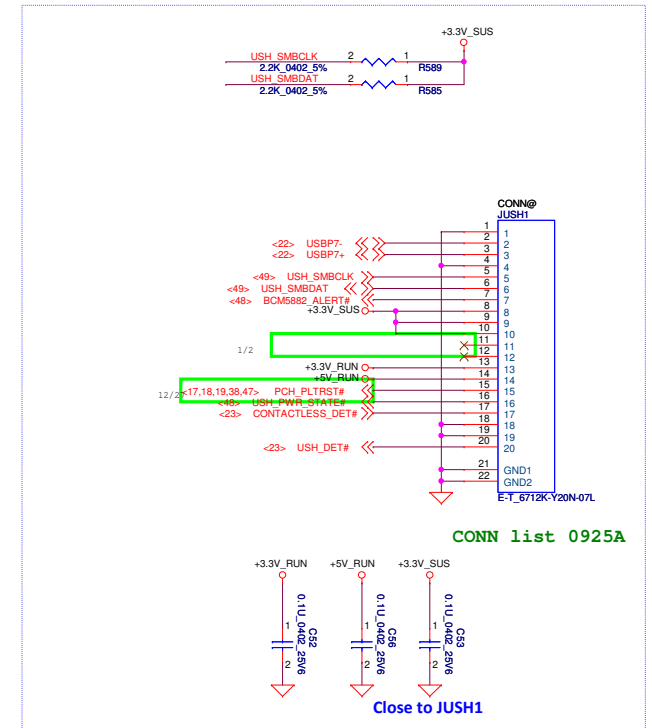
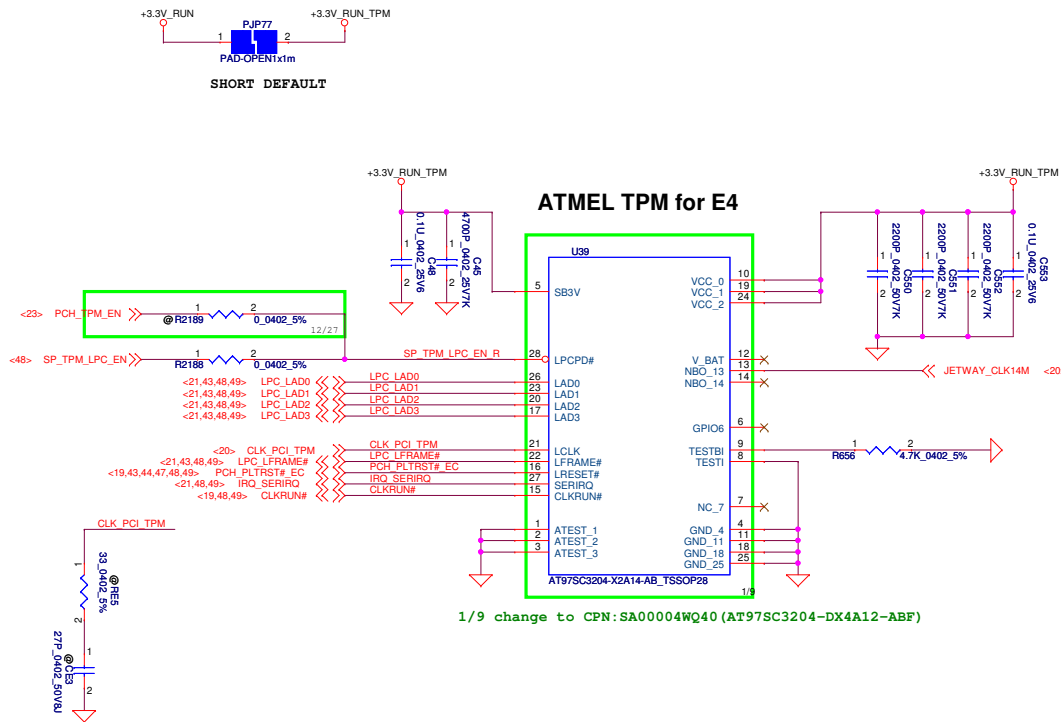


PROPRIETARY NOTE: THIS SHEET OF ENGINEERING DRAWING AND SPECIFICATIONS CONTAINS CONFIDENTIAL TRADE SECRET AND OTHER PROPRIETARY INFORMATION OF DELL INC. ("DELL") THIS DOCUMENT MAY NOT BE TRANSFERRED OR COPIED WITHOUT THE EXPRESS WRITTEN AUTHORIZATION OF DELL. IN ADDITION, NEITHER THIS SHEET NOR THE INFORMATION IT CONTAINS MAY BE USED BY OR DISCLOSED TO ANY THIRD PARTY WITHOUT DELL'S EXPRESS WRITTEN CONSENT.



DELL CONFIDENTIAL/PROPRIETARY

Compal Electronics, Inc.	
USB3.0	
LA-9771P	
File	Rev 0.2
Size	Document Number
Date	Tuesday, January 15, 2013
Sheet	41 of 65



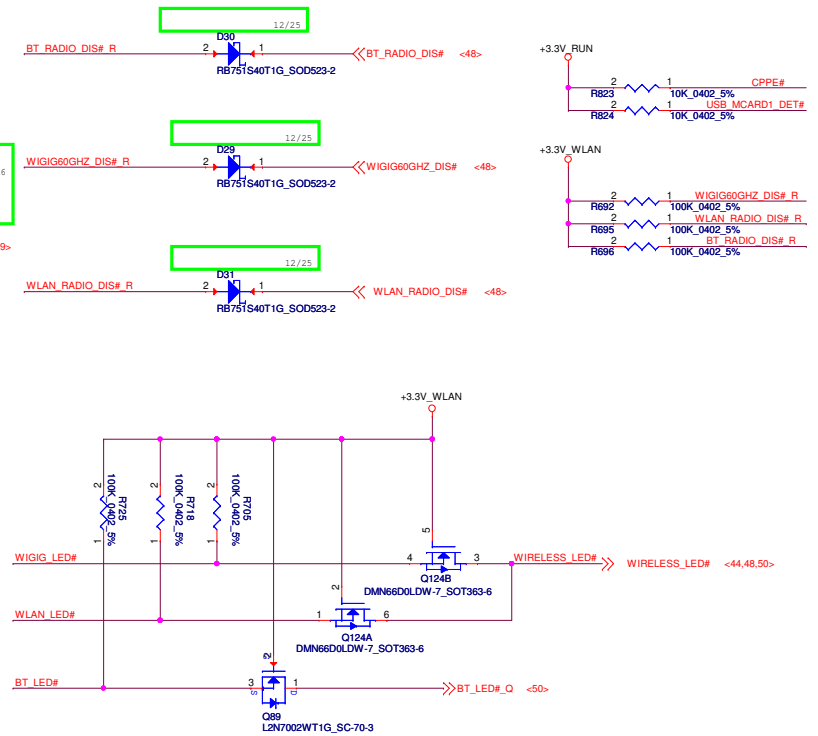
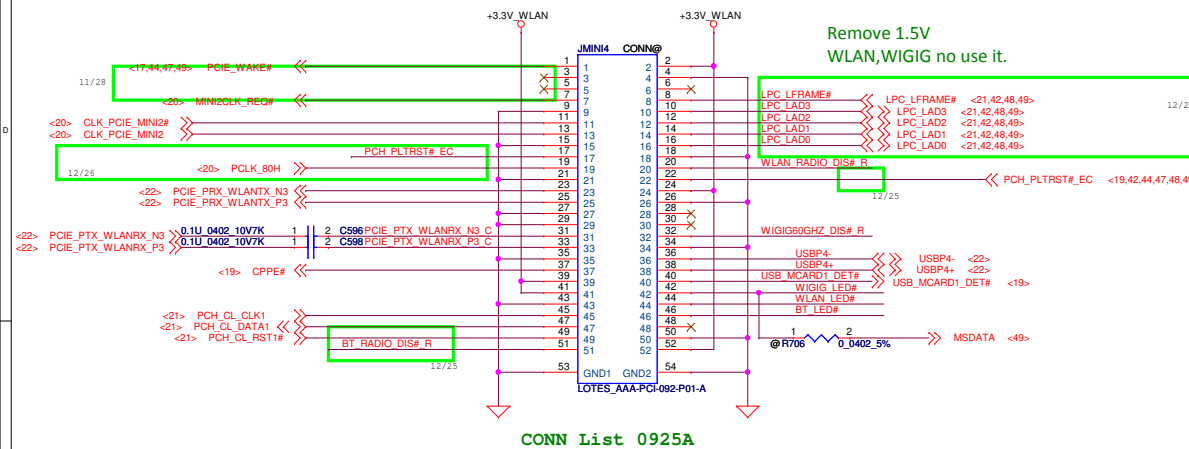
DELL CONFIDENTIAL/PROPRIETARY

Compal Electronics, Inc.

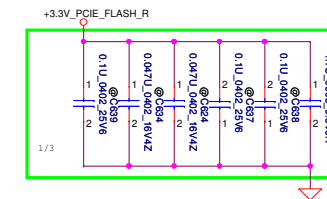
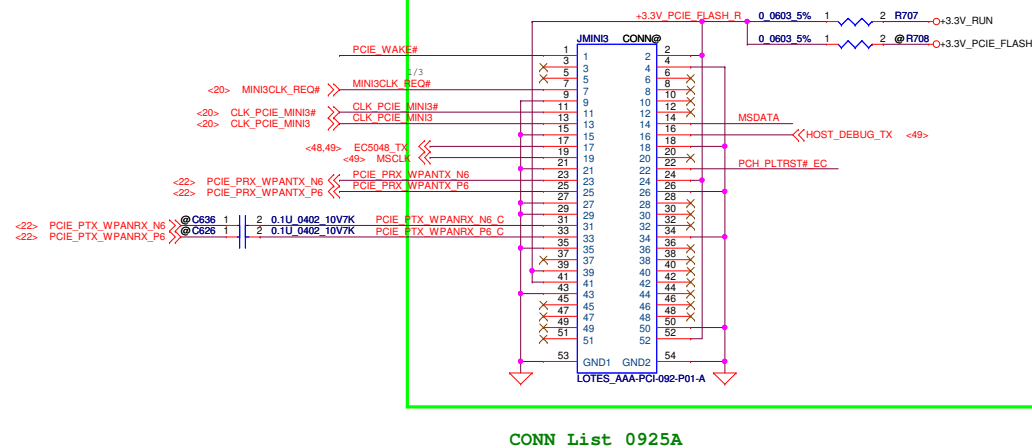
Title		TPM	
Size	Document Number	LA-9771P	
Date	Tuesday, January 15, 2013	Sheet	42 of 65

PROPRIETARY NOTE: THIS SHEET OF ENGINEERING DRAWING AND SPECIFICATIONS CONTAINS CONFIDENTIAL TRADE SECRET AND OTHER PROPRIETARY INFORMATION OF DELL INC. ("DELL") THIS DOCUMENT MAY NOT BE TRANSFERRED OR COPIED WITHOUT THE EXPRESS WRITTEN AUTHORIZATION OF DELL. IN ADDITION, NEITHER THIS SHEET NOR THE INFORMATION IT CONTAINS MAY BE USED BY OR DISCLOSED TO ANY THIRD PARTY WITHOUT DELL'S EXPRESS WRITTEN CONSENT.

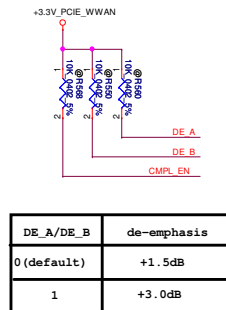
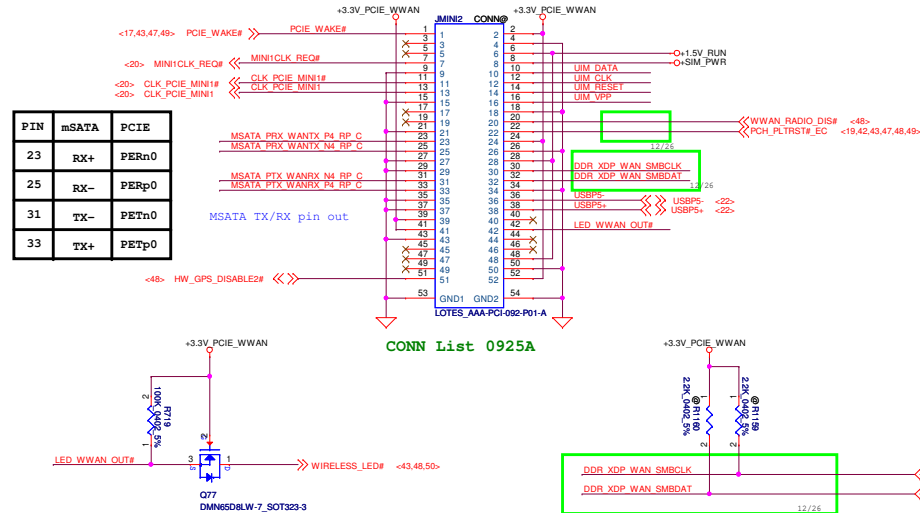
Mini WLAN/WiGig H=4



Pink Pather H=5.2



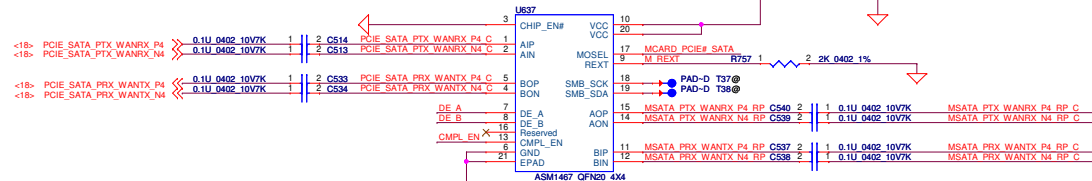
Mini WWAN/GPS/LTE/mSATA



CHIP_EN#	Funtion
0	Normal mode
1	power down mode

MCARD_PCIE_SATA# (GPIO16)	FLEX IO 13
L	PCIE
H	SATA

PCIE/SATA Repeater



MOSEL 1: PCIE redriver
0: SATA redriver

DELL CONFIDENTIAL/PROPRIETARY

Compal Electronics, Inc.

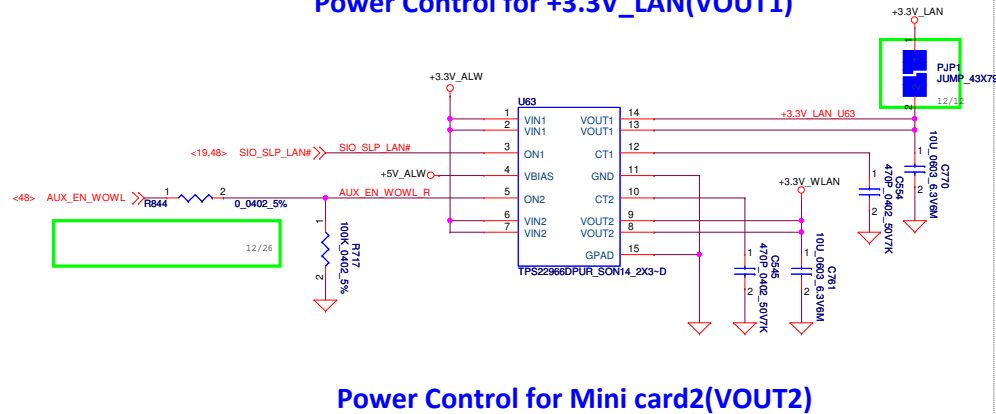
Mini Card-2/2

Size Document Number
LA-9771P

Date: Tuesday, January 15, 2013 Sheet 44 of 65

PROPRIETARY NOTE: THIS SHEET OF ENGINEERING DRAWING AND SPECIFICATIONS CONTAINS CONFIDENTIAL TRADE SECRET AND OTHER PROPRIETARY INFORMATION OF DELL INC. ("DELL"). THIS DOCUMENT MAY NOT BE TRANSFERRED OR COPIED WITHOUT THE EXPRESS WRITTEN AUTHORIZATION OF DELL. IN ADDITION, NEITHER THIS SHEET NOR THE INFORMATION IT CONTAINS MAY BE USED BY OR DISCLOSED TO ANY THIRD PARTY WITHOUT DELL'S EXPRESS WRITTEN CONSENT.

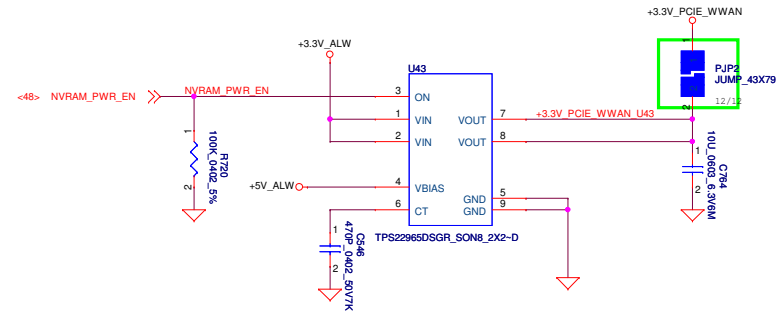
Power Control for +3.3V_LAN(VOUT1)



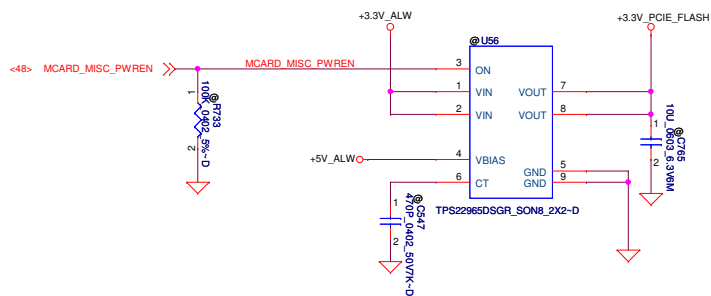
Power Control for Mini card2(VOUT2)

11/21

Power Control for Mini card1



Power Control for Mini card3



1/3

DELL CONFIDENTIAL/PROPRIETARY

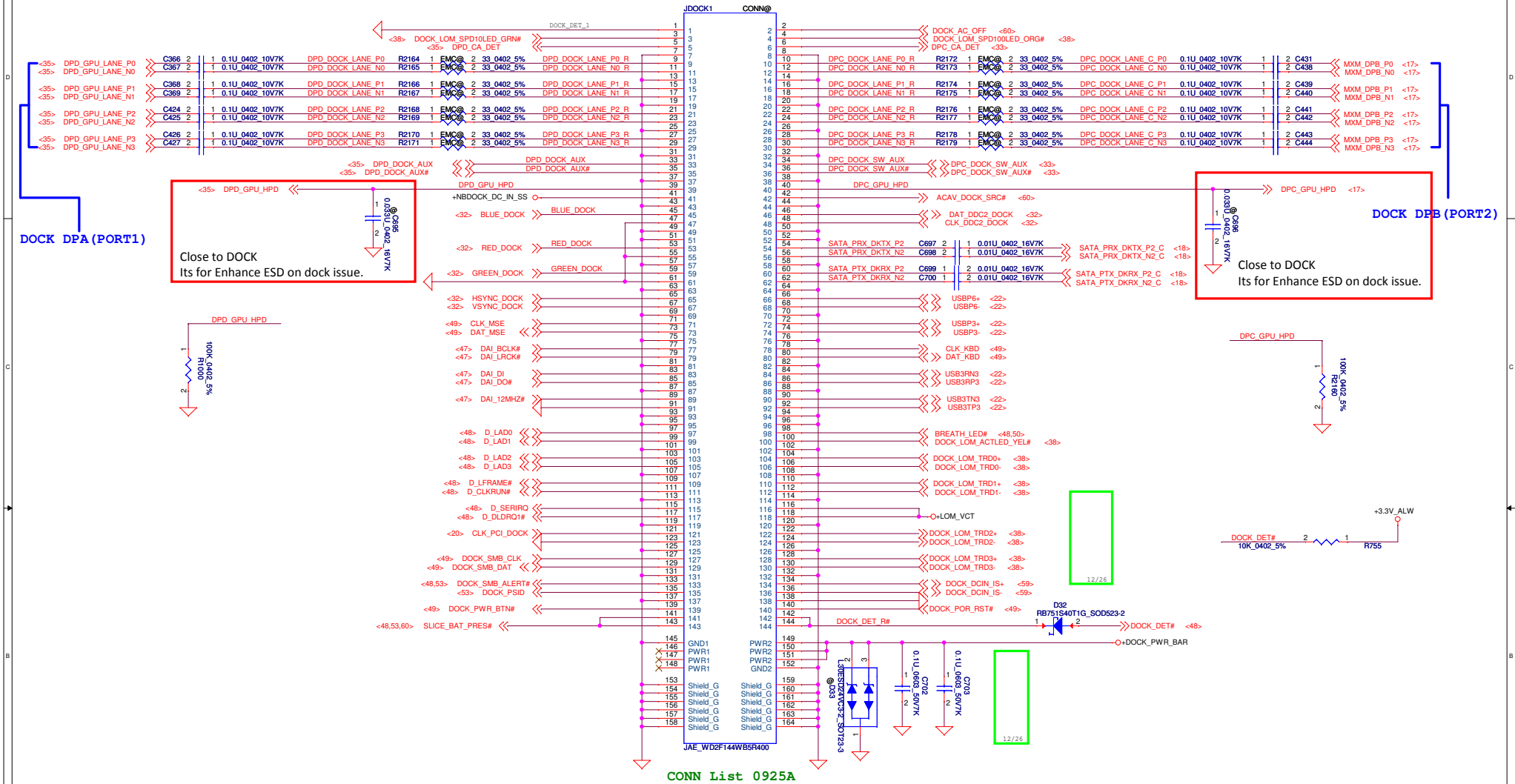
Compal Electronics, Inc.

Mini Card PWR

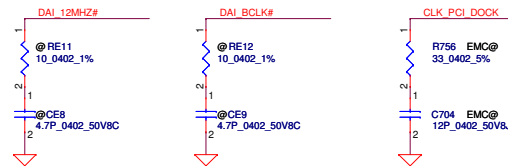
Title		Rev
Size		0.2
Document Number	LA-9771P	
Date:	Tuesday, January 15, 2013	Sheet 45 of 65

PROPRIETARY NOTE: THIS SHEET OF ENGINEERING DRAWING AND SPECIFICATIONS CONTAINS CONFIDENTIAL, TRADE SECRET AND OTHER PROPRIETARY INFORMATION OF DELL INC. ("DELL"). THIS DOCUMENT MAY NOT BE TRANSFERRED OR COPIED WITHOUT THE EXPRESS WRITTEN AUTHORIZATION OF DELL. IN ADDITION, NEITHER THIS SHEET NOR THE INFORMATION IT CONTAINS MAY BE USED BY OR DISCLOSED TO ANY THIRD PARTY WITHOUT DELL'S EXPRESS WRITTEN CONSENT.

EMI request add 33ohm for DOCK DVI signals.



CONN List 0925A



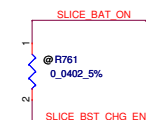
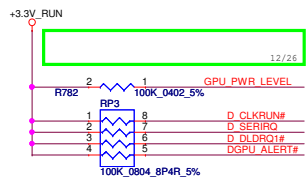
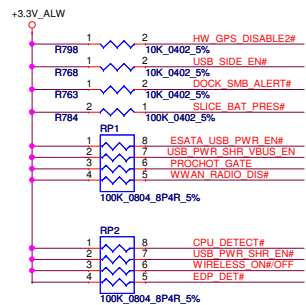
DELL CONFIDENTIAL/PROPRIETARY

Compal Electronics, Inc.

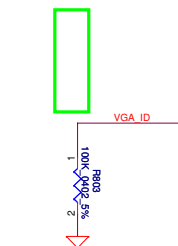

Title			
Docking			
Size	Document Number	Rev	
	LA-9771P	0.2	
Date:	Tuesday, January 15, 2013	Sheet	46 of 65

PROPRIETARY NOTE: THIS SHEET OF ENGINEERING DRAWING AND SPECIFICATIONS CONTAINS CONFIDENTIAL, TRADE SECRET AND OTHER PROPRIETARY INFORMATION OF DELL INC. ("DELL"). THIS DOCUMENT MAY NOT BE TRANSFERRED OR COPIED WITHOUT THE EXPRESS WRITTEN AUTHORIZATION OF DELL. IN ADDITION, NEITHER THIS SHEET NOR THE INFORMATION IT CONTAINS MAY BE USED BY OR DISCLOSED TO ANY THIRD PARTY WITHOUT DELL'S EXPRESS WRITTEN CONSENT.



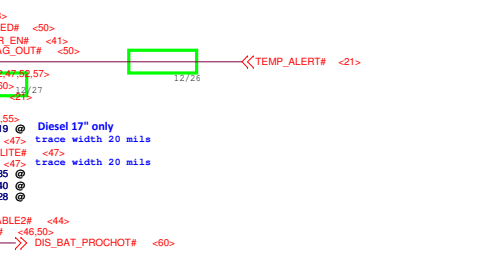
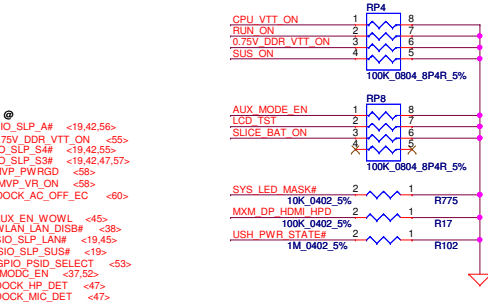
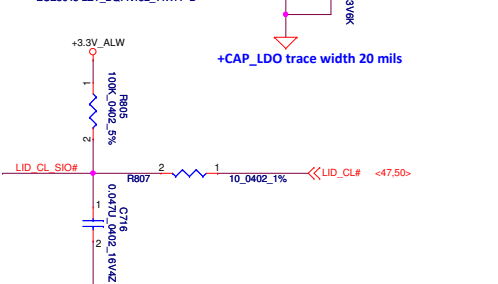
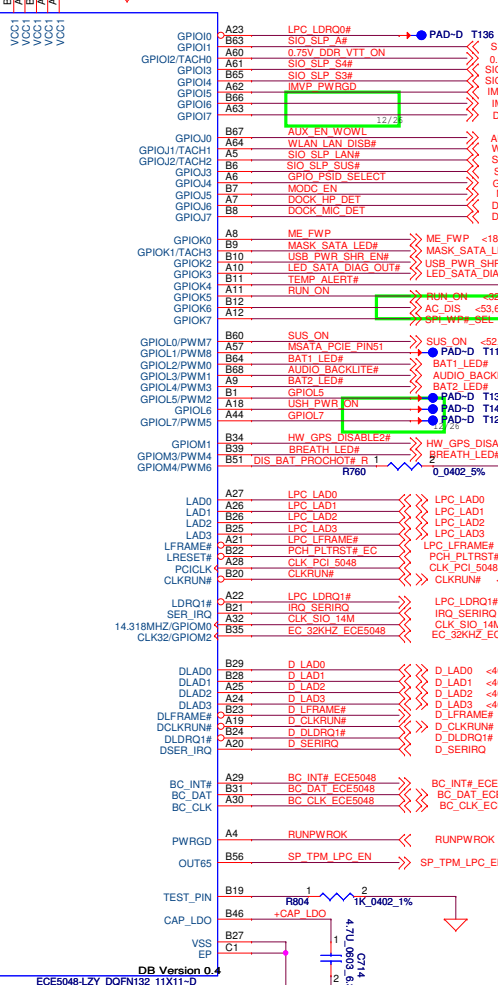
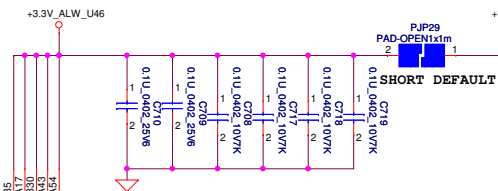
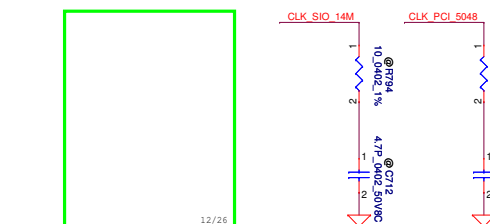
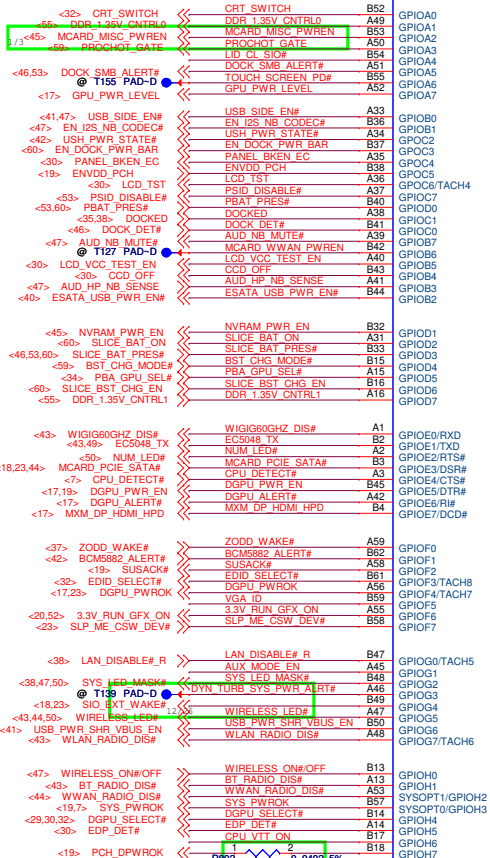




Monitor Charger current

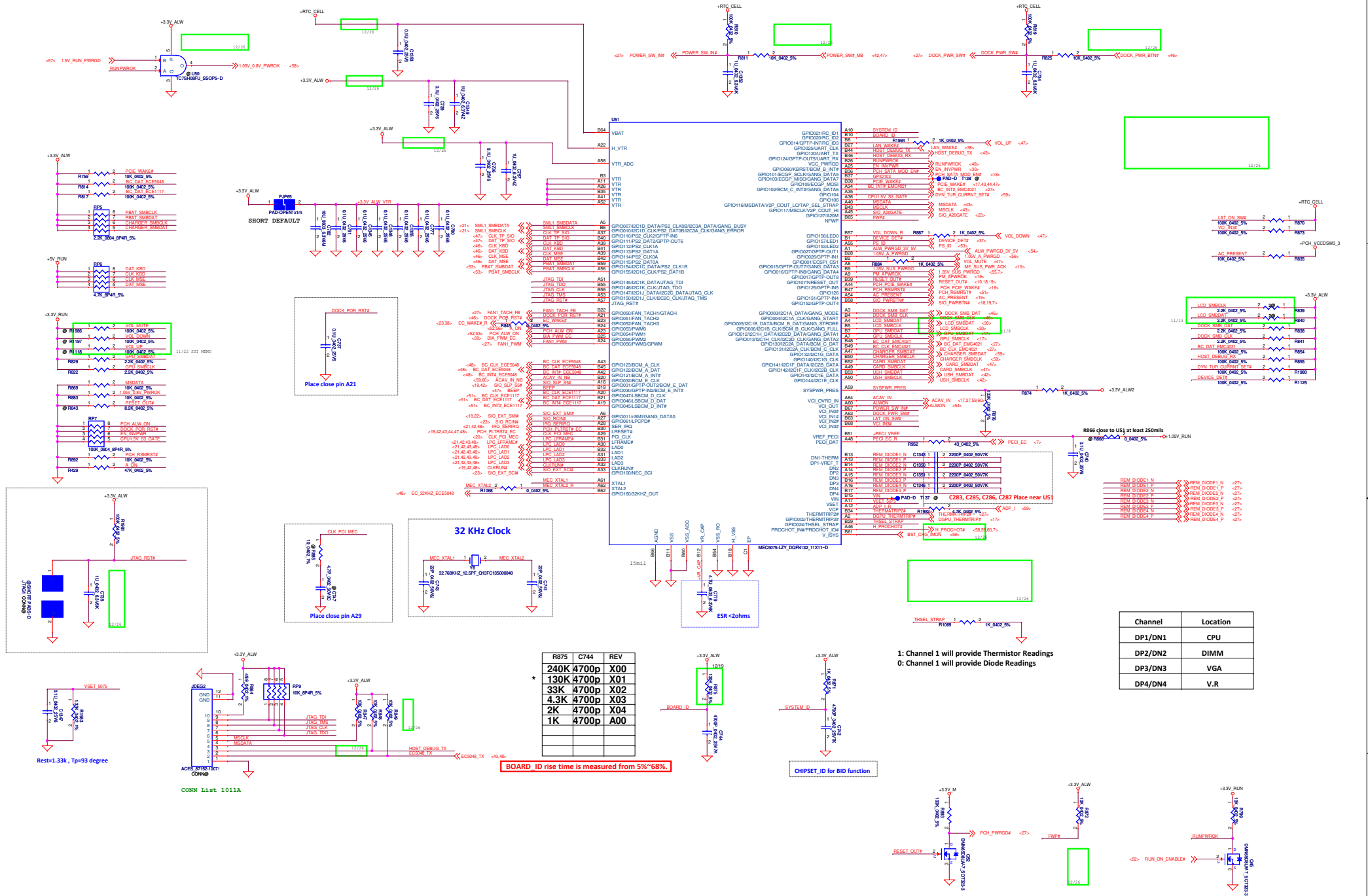


Discrete	VGA_ID0
	0



DELL CONFIDENTIAL/PROPRIETARY

Compal Electronics, Inc.	
Title	SIO
Size	Document Number
LA-9771P	Rev 0.2
Date	Tuesday, January 15, 2013
Sheet	48 of 65



DELL CONFIDENTIAL/PROPRIETARY

Compal Electronics, Inc.



MEC5075

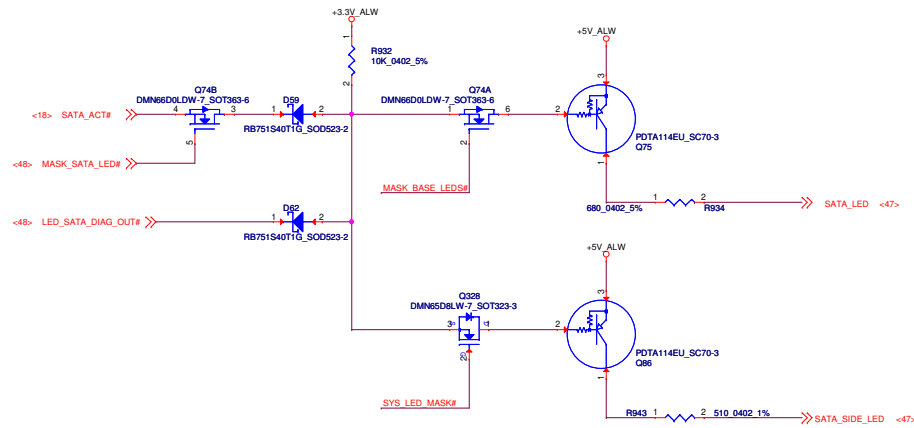
LA-9771P

Document Number

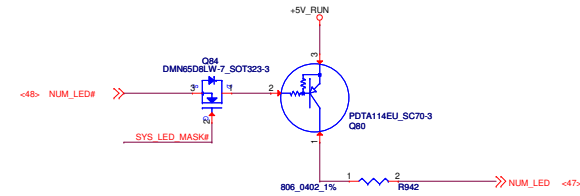
Issue 46 of 85

PROPRIETARY NOTE:
 THIS SHEET OF ENGINEERING DRAWING AND SPECIFICATIONS CONTAINS CONFIDENTIAL
 TRADE SECRET AND OTHER PROPRIETARY INFORMATION OF DELL ("DELL"). THIS DOCUMENT MAY NOT
 BE REPRODUCED OR COPIED WITHOUT THE EXPRESS WRITTEN AUTHORIZATION OF DELL. IN ADDITION,
 NEITHER THIS SHEET NOR THE INFORMATION IT CONTAINS MAY BE USED BY OR DISCLOSED TO ANY THIRD
 PARTY WITHOUT DELL'S EXPRESS WRITTEN CONSENT.

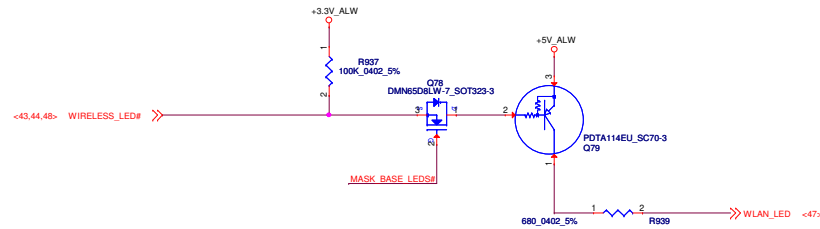
HDD LED



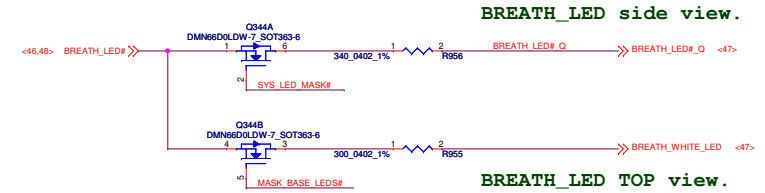
NUM LED



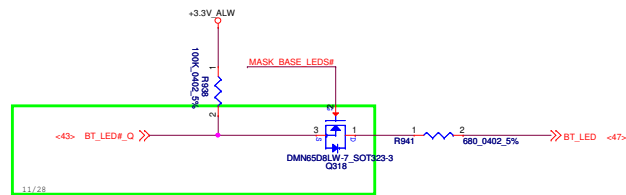
WWAN/WLAN LED



Breath LED



BT LED

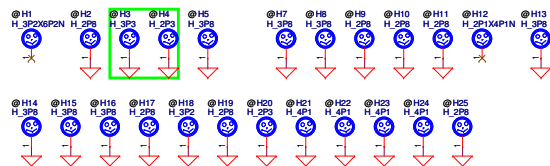


LED Circuit Control Table

	SYS_LED_MASK#	LID_CL#
Mask All LEDs (Sniffer Function)	0	X
Mask Base MB LEDs (Lid Closed)	1	0
Do not Mask LEDs (Lid Opened)	1	1

Fiducial Mark

- FD1
- FIDUCIAL MARK-D
- FD2
- FIDUCIAL MARK-D
- FD3
- FIDUCIAL MARK-D
- FD4
- FIDUCIAL MARK-D



PROPRIETARY NOTE: THIS SHEET OF ENGINEERING DRAWING AND SPECIFICATIONS CONTAINS CONFIDENTIAL TRADE SECRET AND OTHER PROPRIETARY INFORMATION OF DELL INC. ("DELL") THIS DOCUMENT MAY NOT BE TRANSFERRED OR COPIED WITHOUT THE EXPRESS WRITTEN AUTHORIZATION OF DELL. IN ADDITION, NEITHER THIS SHEET NOR THE INFORMATION IT CONTAINS MAY BE USED BY OR DISCLOSED TO ANY THIRD PARTY WITHOUT DELL'S EXPRESS WRITTEN CONSENT.



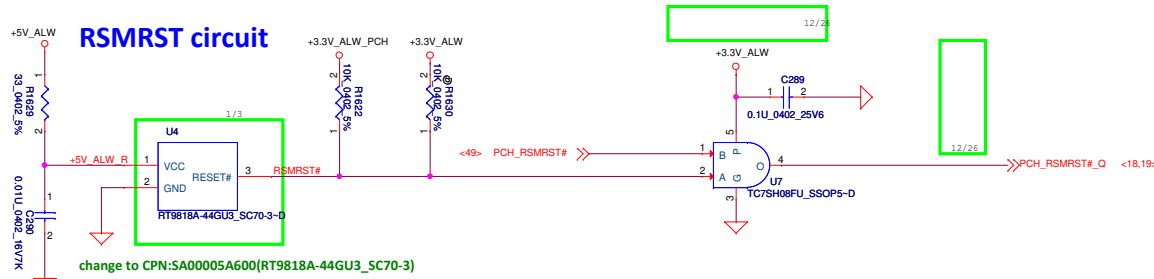
DELL CONFIDENTIAL/PROPRIETARY

Compal Electronics, Inc.

PAD & Standoff & LED

File: LA-9771P
Size: Document Number
Date: Tuesday, January 15, 2013
Sheet: 50 of 85
Rev: 0.2

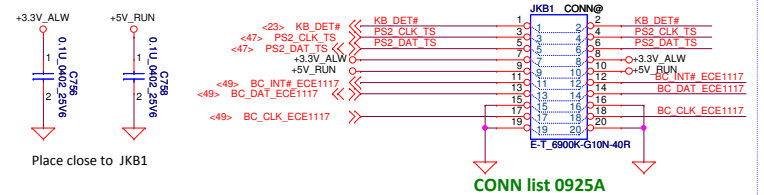
RSMRST circuit



BlueTooth

11/28

Keyboard



DELL CONFIDENTIAL/PROPRIETARY

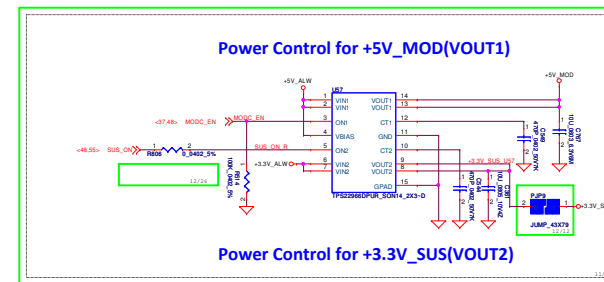
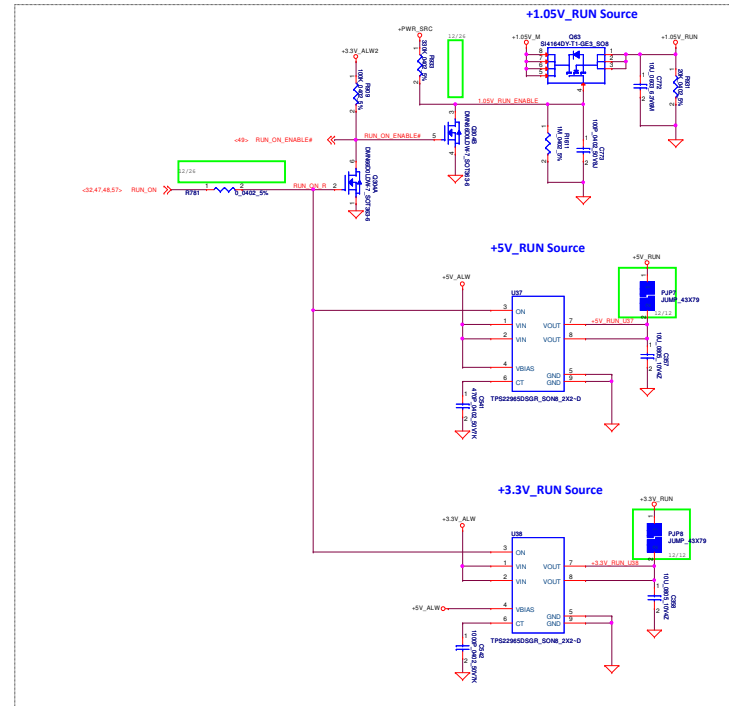
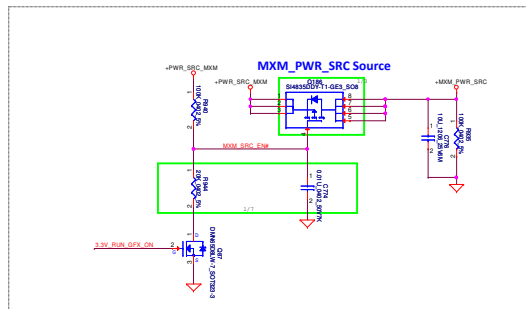
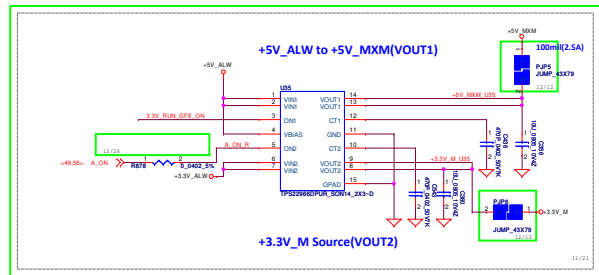
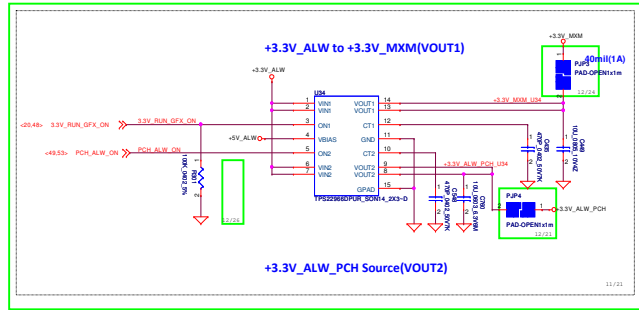
Compal Electronics, Inc.

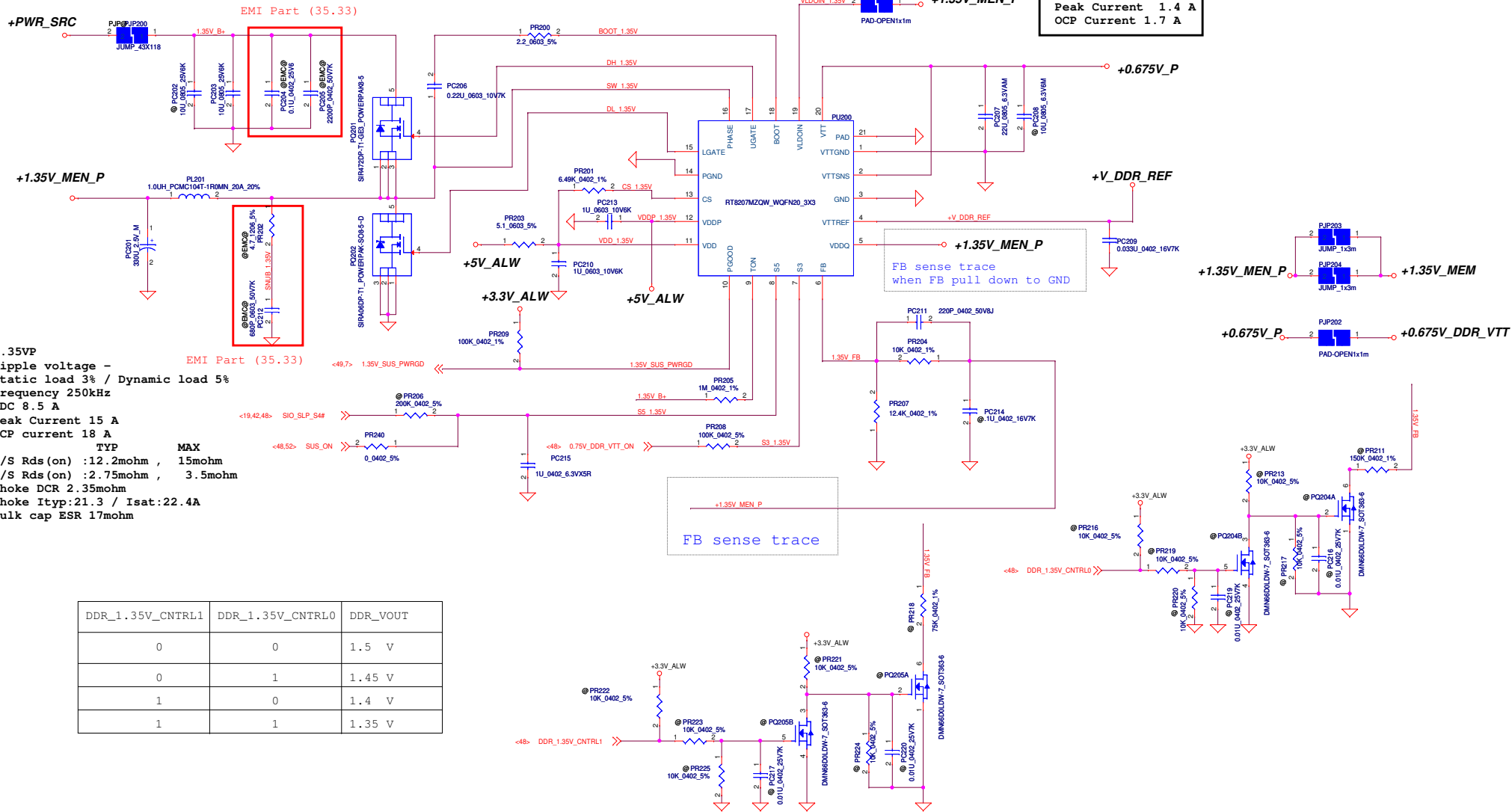
Title		Touch PAD/Int KB	
Size	Document Number	LA-9771P	
Date	Tuesday, January 15, 2013	Sheet	51 of 65

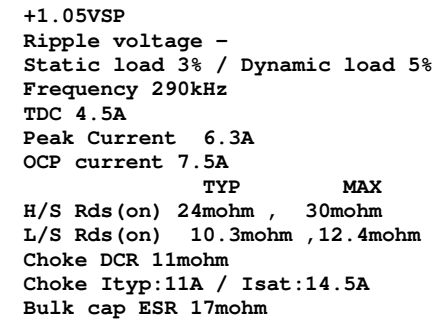
PROPRIETARY NOTE: THIS SHEET OF ENGINEERING DRAWING AND SPECIFICATIONS CONTAINS CONFIDENTIAL, TRADE SECRET AND OTHER PROPRIETARY INFORMATION OF DELL INC. ("DELL"). THIS DOCUMENT MAY NOT BE TRANSFERRED OR COPIED WITHOUT THE EXPRESS WRITTEN AUTHORIZATION OF DELL. IN ADDITION, NEITHER THIS SHEET NOR THE INFORMATION IT CONTAINS MAY BE USED BY OR DISCLOSED TO ANY THIRD PARTY WITHOUT DELL'S EXPRESS WRITTEN CONSENT.



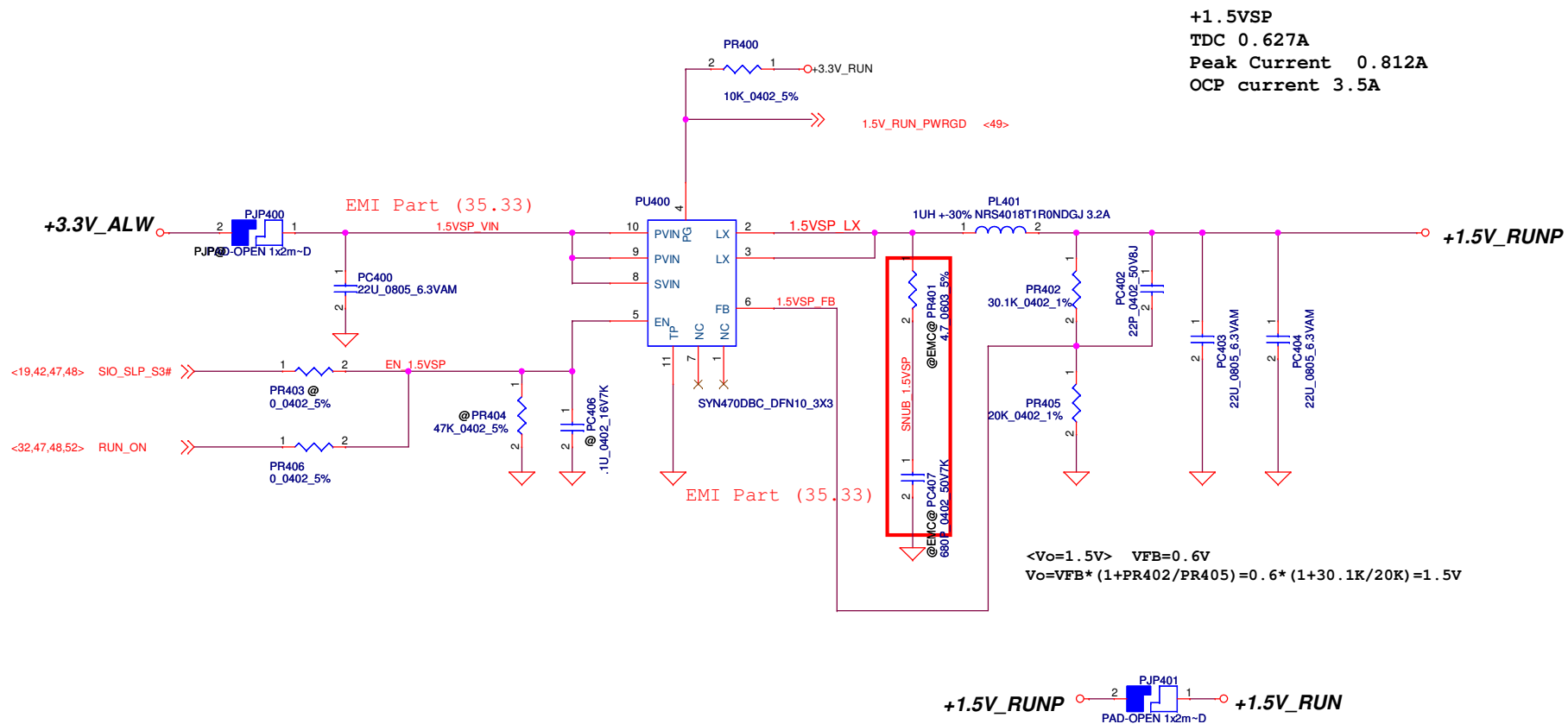
Rev 0.2







THIS SHEET OF ENGINEERING DRAWING IS THE PROPRIETARY PROPERTY OF COMPAL ELECTRONICS, INC. AND CONTAINS CONFIDENTIAL AND TRADE SECRET INFORMATION. THIS SHEET MAY NOT BE TRANSFERRED FROM THE CUSTODY OF THE COMPETENT DIVISION OF R&D DEPARTMENT EXCEPT AS AUTHORIZED BY COMPAL ELECTRONICS, INC. NEITHER THIS SHEET NOR THE INFORMATION IT CONTAINS MAY BE USED BY OR DISCLOSED TO ANY THIRD PARTY WITHOUT PRIOR WRITTEN CONSENT OF COMPAL ELECTRONICS, INC.



THIS SHEET OF ENGINEERING DRAWING IS THE PROPRIETARY PROPERTY OF COMPAL ELECTRONICS, INC. AND CONTAINS AND TRADE SECRET INFORMATION. THIS SHEET MAY NOT BE TRANSFERRED FROM THE CUSTODY OF THE COMPETENT DIVISION DEPARTMENT EXCEPT AS AUTHORIZED BY COMPAL ELECTRONICS, INC. NEITHER THIS SHEET NOR THE INFORMATION IT CONTAINS MAY BE USED BY OR DISCLOSED TO ANY THIRD PARTY WITHOUT PRIOR WRITTEN CONSENT OF COMPAL ELECTRONICS, INC.

DELL CONFIDENTIAL/PROPRIETARY

Title

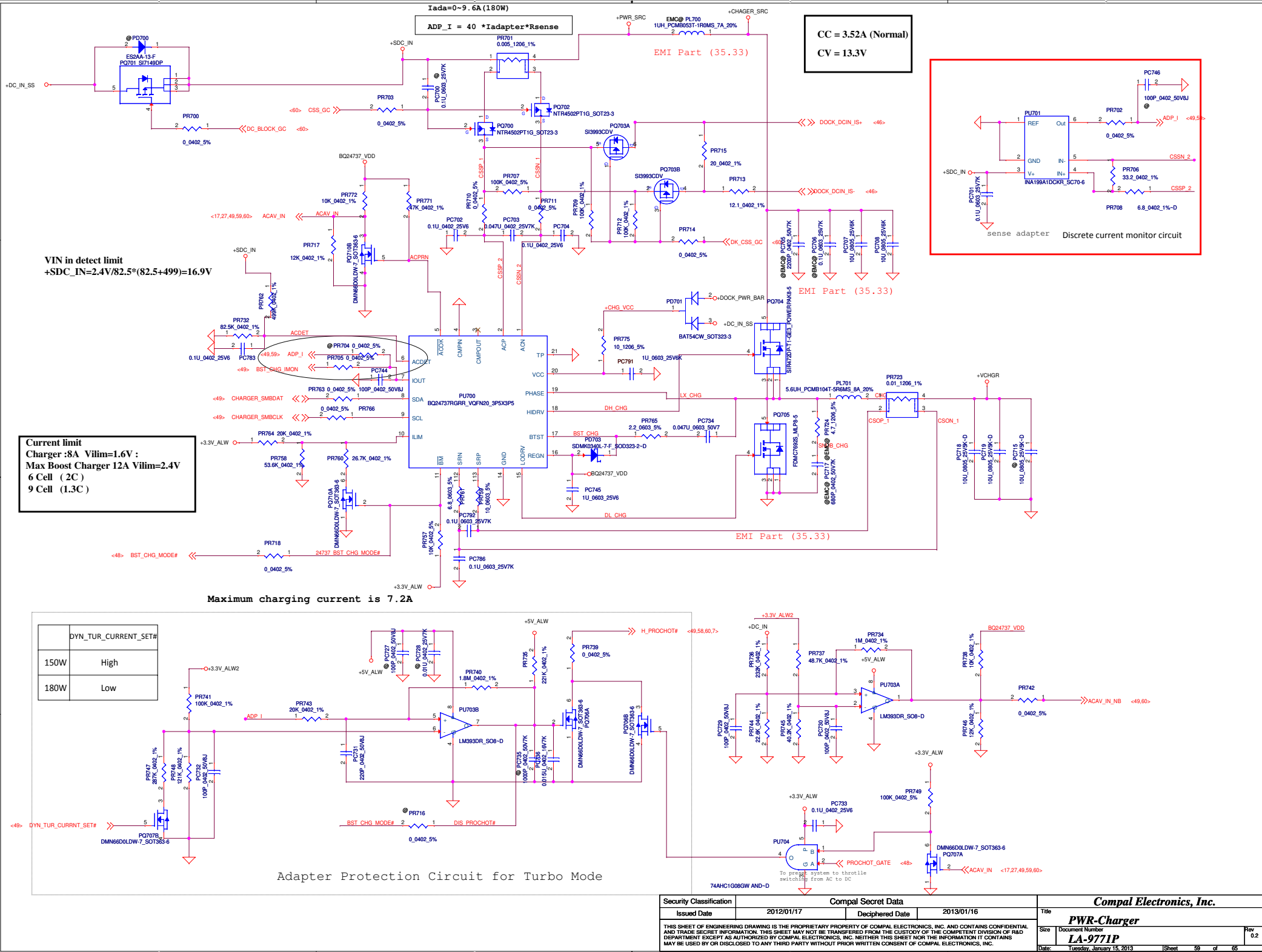
Size

LA-9771P

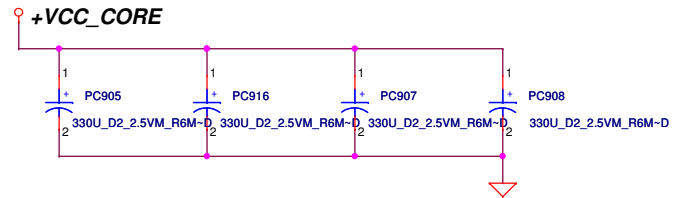
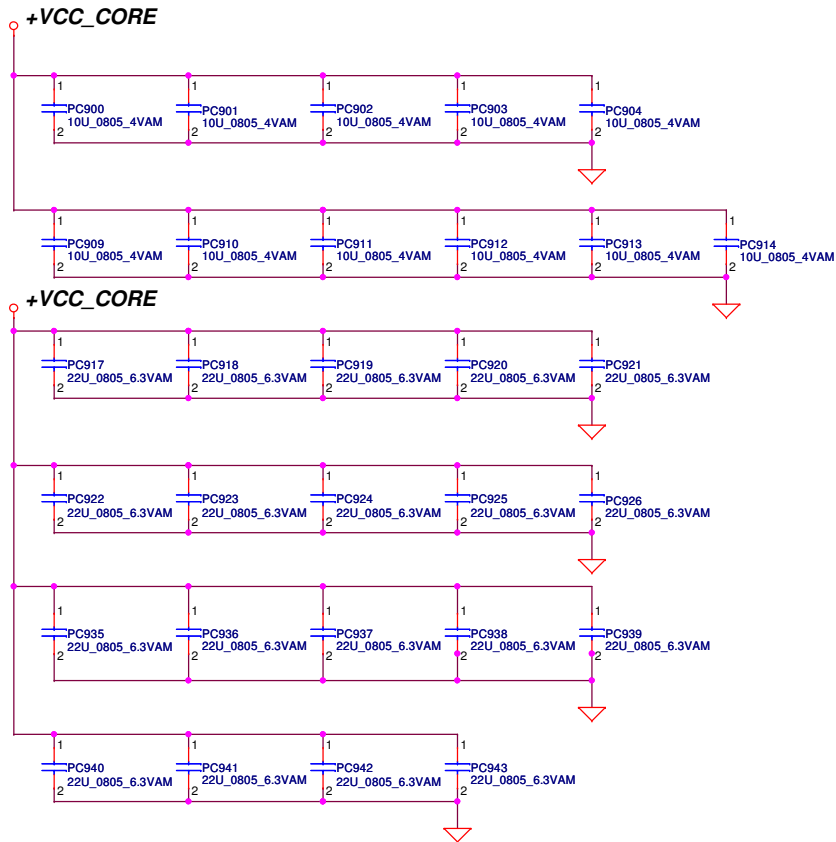
Rev	0.2
-----	-----

Date: Tuesday, January 15, 2013

Sheet 57 of 65



Based on PDDG rev 0.7 Table 5-1.



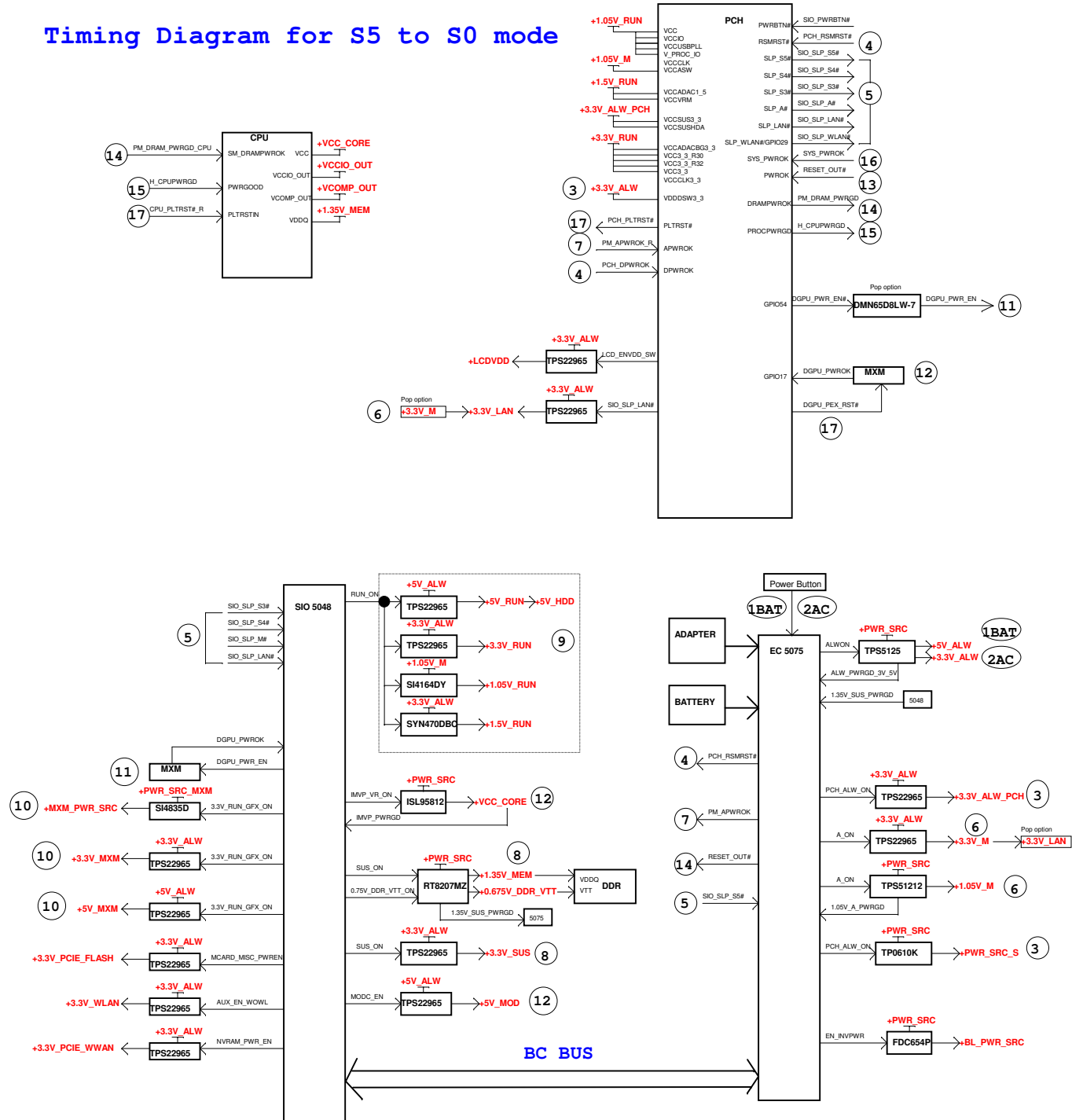
DELL CONFIDENTIAL/PROPRIETARY

THIS SHEET OF ENGINEERING DRAWING IS THE PROPRIETARY PROPERTY OF COMPAL ELECTRONICS, INC. AND CONTAINS CONFIDENTIAL AND TRADE SECRET INFORMATION. THIS SHEET MAY NOT BE TRANSFERRED FROM THE CUSTODY OF THE COMPETENT DIVISION OR DEPARTMENT EXCEPT AS AUTHORIZED BY COMPAL ELECTRONICS, INC. NEITHER THIS SHEET NOR THE INFORMATION IT CONTAINS MAY BE USED BY OR DISCLOSED TO ANY THIRD PARTY WITHOUT PRIOR WRITTEN CONSENT OF COMPAL ELECTRONICS, INC.



Compal Electronics, Inc.			
Title		PROCESSOR DECOUPLING	
Size	Document Number	LA-9771P	
Date:	Tuesday, January 15, 2013	Sheet	61 of 65
		Rev	0.2

Timing Diagram for S5 to S0 mode



DELL CONFIDENTIAL/PROPRIETARY

Version Change List (P. I. R. List)

Item	Page#	Title	Date	Request Owner	Issue Description	Solution Description	Rev.
1	38	HW	10/30/2012	DELL	Both EC_WAKE# and LAN_WAKE# to be connected to GPIO27 of PCH	pop R556.	X01 (0.2)
2	30	HW	11/21/2012	compal	Q24,U46(ECE5048)burned out issue on SSI build IPQC test.	Change JLVDS1.5~JLVDS1.15 pin define.	X01 (0.2)
3	30, 49	HW	11/21/2012	compal	add BIST support(I2C solution) for QHD+ panel	add Q6,R161,R162. remove R239,R228. change MXM_EDP_HPDP to JEPWR1.1 and BS of R839,R840 to 2@.	X01 (0.2)
4	23	HW	11/21/2012	compal	intel ME Crypto TLS cipherher suite with confidentiality.	pop RH37 and change to 1Kohm.de-pop RH62.	X01 (0.2)
5	45, 52	HW	11/21/2012	compal	component reduce plan-merge load sw from 1ch/1chip to 2ch/1chip.	merge (U63,U42); (U57,U41); (U34,U36); (U35,U40) depend on actual layout routing.	X01 (0.2)
6	9, 50, 49, 13 14, 15, 16	HW	11/22/2012	compal	SSI memo	change QC6 to SB00000QO00. de-pop C778,R1986,R1197,R1118,CD80,CD22,CD44,CD66,CD88	X01 (0.2)
7	22, 42, 43, 50 51	HW	11/28/2012	DELL	BT 4.0 USB module dropped for ARD REV1.2	change Q318 to SOT323 package remove R2207,R33,R34,R702,C600,R707,R724,R694,D28,C748,C754,C753,R904, R1133,R1134,JBT1	X01 (0.2)
8	20, 22, 43, 45 48	HW	11/28/2012	DELL	Pink Panther dropped for ARD REV1.2	change JMINI3 PWR from +3.3V_PCIE_FLASH to +3.3V_RUN remove C765,C547,R733,U56,C636,C626,C625,C635,C639,C634,C624,C637, C638,C633	X01 (0.2)
9	30	HW	11/30/2012	compal	PS8723B EQ table error	correct EQ table follow vendor suggestion.LL=9.5dB,LH=13dB,HL=4.5dB,HH=7.5dB.	X01 (0.2)
10	13, 14, 15, 16	HW	12/11/2012	INTEL	DDR Layout routing.	follow CRB DQ0~DQ63 distribution(DIMM1,DIMM3) and boardfile routing. DIMM2,DIMM4 depend on DIMM1,DIMM3 routing to define DQ0~DQ63.	X01 (0.2)
11	45, 52	HW	12/12/2012	compal	battery life measure.	add PJP1,PJP2,PJP5~PJP9(JUMP_43X79), PJP3,PJP4(JUMP_43X39)	X01 (0.2)
12	30	HW	12/12/2012	compal	panel sequence(LCDVDD tr=T1,PWR_SRC tr= T12)	change C555 from 0.1uF to 0.01uF,C297 from 1000pF to 0.47uF.	X01 (0.2)
13	18, 20	HW	12/12/2012	compal	crystal EA	change CH4,CH5 from 18pF to 10pF;CH13,CH14 from 18pF to 12pF.	X01 (0.2)
14	41	HW	12/14/2012	DELL	Charger current change to 1A.	change U2 to SLG55594AVTR(SA00006L600).	X01 (0.2)
15	42	HW	12/19/2012	compal	APS pin define change for DG1.5	change JAPS1.7 to POWER_SW#_MB,remove R19,R31,R29.	X01 (0.2)
16	7	HW	12/19/2012	INTEL	VCCIO_OUT 6KHz noise in shark Bay 2-chip platform	change CC66 from 0.1uF to 1uF and pop it.	X01 (0.2)
17	49	HW	12/19/2012	compal	Board ID	change R875 from 240Kohm to 130Kohm.	X01 (0.2)
18	30, 32, 48	HW	12/19/2012	ESD	ESD EA	remove D87,D13,D10,D11,C749,C750.	X01 (0.2)
19	19, 48	HW	12/20/2012	compal	Deep Sleep feature support	pop R802,RH101,RH75,RH131;de-pop RH79,RH91.	X01 (0.2)
20	11, 14	HW	12/20/2012	compal	1.35v decoupling cap reduce	de-pop CD34,CC36,CC35,CC40,CC169,CC166,CC165,CD36,CC38,CC33, CC42,CC37,CC41,CC163,CC170,CC171,CC168,CC164	X01 (0.2)
21	41	HW	12/20/2012	compal	Layout routing	Swap D15 D+,D-; L39 D+,D-.	X01 (0.2)
22	14, 16, 30, 52	HW	1/7/2012	compal	inrush current EA	add R944(20Kohm),change C774 from 2200P to 0.01U for +MXM_PWR_SRC. de-pop CD37,CD38,CD82.CD83 for +0.675V_DDR_VTT. de-pop C300 for +3.3V_RUN glitch during turn on +CAMERA_VDD.	X01 (0.2)
23	48	HW	12/27/2012	DELL	AC_DIS# polarity is inverted.	AC_DIS# signal change to AC_DIS,due to it's high active for "Peak Shift".	X01 (0.2)
24	23, 42	HW	1/2/2013	compal	USH/B drop O2 solution in X5.	remove netname"SMART_DET#".	X01 (0.2)

PROPRIETARY NOTE: THIS SHEET OF ENGINEERING DRAWING AND SPECIFICATIONS CONTAINS CONFIDENTIAL TRADE SECRET AND OTHER PROPRIETARY INFORMATION OF DELL INC. ("DELL") THIS DOCUMENT MAY NOT BE TRANSFERRED OR COPIED WITHOUT THE EXPRESS WRITTEN AUTHORIZATION OF DELL. IN ADDITION, NEITHER THIS SHEET NOR THE INFORMATION IT CONTAINS MAY BE USED BY OR DISCLOSED TO ANY THIRD PARTY WITHOUT DELL'S EXPRESS WRITTEN CONSENT.


DELL CONFIDENTIAL/PROPRIETARY			
Compal Electronics, Inc.			
Title EE P.I.R (1/1)			
Size	Document Number LA-9771P		Rev 0.2
Date	Wednesday, January 16, 2013		
Sheet	63	of	65

Version Change List (P. I. R. List)

Item	Page #	Title	Date	Request Owner	Issue Description	Solution Description	Rev.
25	18, 51, 52	HW	1/3/2013	compal	replace X1 code component for LOAD BOM.	change U4 to SA00005A600,QH2 to SB501380020,Q186 to SB00000FF00.	X01 (0.2)
26	38	HW	1/3/2013	compal	LAN EA.	change R570,R575~R581(0ohm) to L63~L70(12nH).	X01 (0.2)
27	20, 22, 43, 45 48	HW	1/3/2013	DELL	Add Pink Panther and reserve them.	add R707,R708,C765,C547,R733,U56,C636,C626,C639,C634,C624,C637,C638,C633	X01 (0.2)
28	47	HW	1/3/2013	compal	USBP0+/- layout routing.	swap USBP2+/- from JIO1.20/JIO1.18 to JIO1.18/JIO1.20.	X01 (0.2)
29	23, 42	HW	1/7/2013	compal	reserved routing SP_TPM_LPC_EN on PCH GPIO22 for GPIO MAP3.0	add R2189,RH209,depop RH208,change netname PCH_GPIO22 to PCH_TPM_EN.	X01 (0.2)
30	44	ME	1/4/2013	compal	connector List 1217A	change JSIM1 from T-SOL_159-1000302600 to T-SOL_159-1000302602 (SP011212271).	X01 (0.2)
31	43	HW	1/7/2013	compal	modify netname and cap placement.	add +3.3V_PCIE_FLASH_R on R708.1 and change C639.1 net to +3.3V_PCIE_FLASH_R.	X01 (0.2)
32	50	ME	1/7/2013	compal	screw hole change.	change H3 to 3P3,H4 to 2P3.	X01 (0.2)
33	13, 16	HW	1/8/2013	compal	DFX repair issue.	pop CD80,depop CD14.	X01 (0.2)
34	30	HW	1/8/2013	compal	change main source circuit design for phase in LCDVDD PWR SW 2nd source.	add R709,depop C555.	X01 (0.2)
35	37	HW	1/8/2013	compal	R796.1 PWR plane error.	change R796.1 PWR plane from +3.3V_ALW to +3.3V_ALW PCH.	X01 (0.2)
36	19, 48	HW	1/8/2013	compal	reserve non-DS3 function circuit	add R802,RH101,RH79,RH91	X01 (0.2)
37	42	HW	1/9/2013	compal	TPM chip change version to DX4A12.	change U39 to SA00004WQ40(AT97SC3204-DX4A12-ABF).	X01 (0.2)
38	23	BIOS	1/10/2013	compal	let EC set U46.B3(MCARD_PCIE_SATA#) as OD to save power same as Goliad/salado.	change RH226.2 from GND to pull up +3.3V_RUN	X01 (0.2)
39	30, 40, 41	EMI	1/11/2013	compal	EMI request change USB2.0 choke.	change L10,L39,L41,L51 to DLW21HN900SQ2L(SM070001N00).	X01 (0.2)

PROPRIETARY NOTE: THIS SHEET OF ENGINEERING DRAWING AND SPECIFICATIONS CONTAINS CONFIDENTIAL TRADE SECRET AND OTHER PROPRIETARY INFORMATION OF DELL INC. ("DELL") THIS DOCUMENT MAY NOT BE TRANSFERRED OR COPIED WITHOUT THE EXPRESS WRITTEN AUTHORIZATION OF DELL. IN ADDITION, NEITHER THIS SHEET NOR THE INFORMATION IT CONTAINS MAY BE USED BY OR DISCLOSED TO ANY THIRD PARTY WITHOUT DELL'S EXPRESS WRITTEN CONSENT.

DELL CONFIDENTIAL/PROPRIETARY

			
Compal Electronics, Inc.			
Title EE P.I.R (1/1)			
Size	Document Number		Rev 0.2
LA-9771P			
Date:	Wednesday, January 16, 2013		Sheet 64 of 65

Version Change List (P. I. R. List)

Item	Page #	Title	Date	Request Owner	Issue Description	Solution Description	Rev.
1	55	PWR	11/29/2012	COMPAL	For 1.35V selector	Unpop PR225, PR224, PR218, PR220, PR217, PR211, PR222, PR223, PC217 PQ205, PR221, PC220, PR216, PR219, PC219, PQ204, PR213, PC216	X01
2	54	PWR	11/29/2012	COMPAL	For 3.3V OCP setting	Change PR105 to 90.9K	X01
3	57	PWR	11/29/2012	COMPAL	For 1.5V output voltage setting	Change PR402 to 30.1K, PR405 to 20K	X01
4	54	PWR	11/29/2012	COMPAL	For 3.3V/5V output voltage setting	Change PR102 and PR104 to 10K 1%	X01
5	58	PWR	11/29/2012	COMPAL	Change better Vcore MOSFET	Change PQ500, PQ502, PQ504 to CSD87350Q5D	X01
6	53	PWR	12/11/2012	COMPAL	Main source have x1 code	Change PQ1, PQ1070 to SB00000H500	X01
7	53	PWR	12/11/2012	COMPAL	Main source have x1 code	Change PU1 to SA00003DN00	X01
8	59	PWR	12/11/2012	COMPAL	For part count reduction	Combine PQ707, PQ708 to SB00000DH0L	X01
9	56	PWR	12/11/2012	COMPAL	For part count reduction	Unpop PC304, change PC305 to SE00000QK00	X01
10	55	PWR	12/11/2012	COMPAL	For part count reduction	Unpop PC208, change PC207 to SE000008L80	X01
11	55	PWR	12/20/2012	COMPAL	Unite to same part number	Change PQ1, PQ1070 to SB000007900	X01
12	58	PWR	12/20/2012	COMPAL	For EMI test	Pop PC515	X01
13	55	PWR	12/21/2012	COMPAL	For cost down	Change PL201 to SH000004S00, PL701 to SH00000P000	X01
14	60	PWR	12/26/2012	COMPAL	For Japan's Energy star	Add PQ1072, PQ1011, PD1010, PR1030, PD1100, PR1100, PR1031, PR1032	X01
15	60	PWR	12/26/2012	COMPAL	For boost charger behavior	Add PR1026, PQ1083	X01
16	59	PWR	12/26/2012	COMPAL	For current sense accuracy	Change PR706=33.2ohm, PR708=6.8ohm, PR713=12.1ohm, PR715=20ohm	X01
17	58	PWR	01/03/2013	COMPAL	For Vcore compensation	Add PR558=5.1Mohm, PC509=820pF	X01
18	58	PWR	01/03/2013	COMPAL	For EMI request	Pop PC516=470pF	X01
19	59	PWR	01/07/2013	COMPAL	Unite to same part number	Change PD703 to SCS0340L010	X01
20	53	PWR	01/07/2013	COMPAL	Change to small size bead	Change PL3 to SM01000MB00	X01
21	59	PWR	01/08/2013	COMPAL	Refer to E5	Change PR737.1 to +3.3V_ALW2	X01

DELL CONFIDENTIAL/PROPRIETARY

Compal Electronics, Inc.	
PWR P.I.R (1/1)	
	Document Number LA-9771P
Date: Tuesday, January 15, 2013 Sheet 65 of 65	

PROPRIETARY NOTE: THIS SHEET OF ENGINEERING DRAWING AND SPECIFICATIONS CONTAINS CONFIDENTIAL TRADE SECRET AND OTHER PROPRIETARY INFORMATION OF DELL INC. ("DELL") THIS DOCUMENT MAY NOT BE TRANSFERRED OR COPIED WITHOUT THE EXPRESS WRITTEN AUTHORIZATION OF DELL. IN ADDITION, NEITHER THIS SHEET NOR THE INFORMATION IT CONTAINS MAY BE USED BY OR DISCLOSED TO ANY THIRD PARTY WITHOUT DELL'S EXPRESS WRITTEN CONSENT.